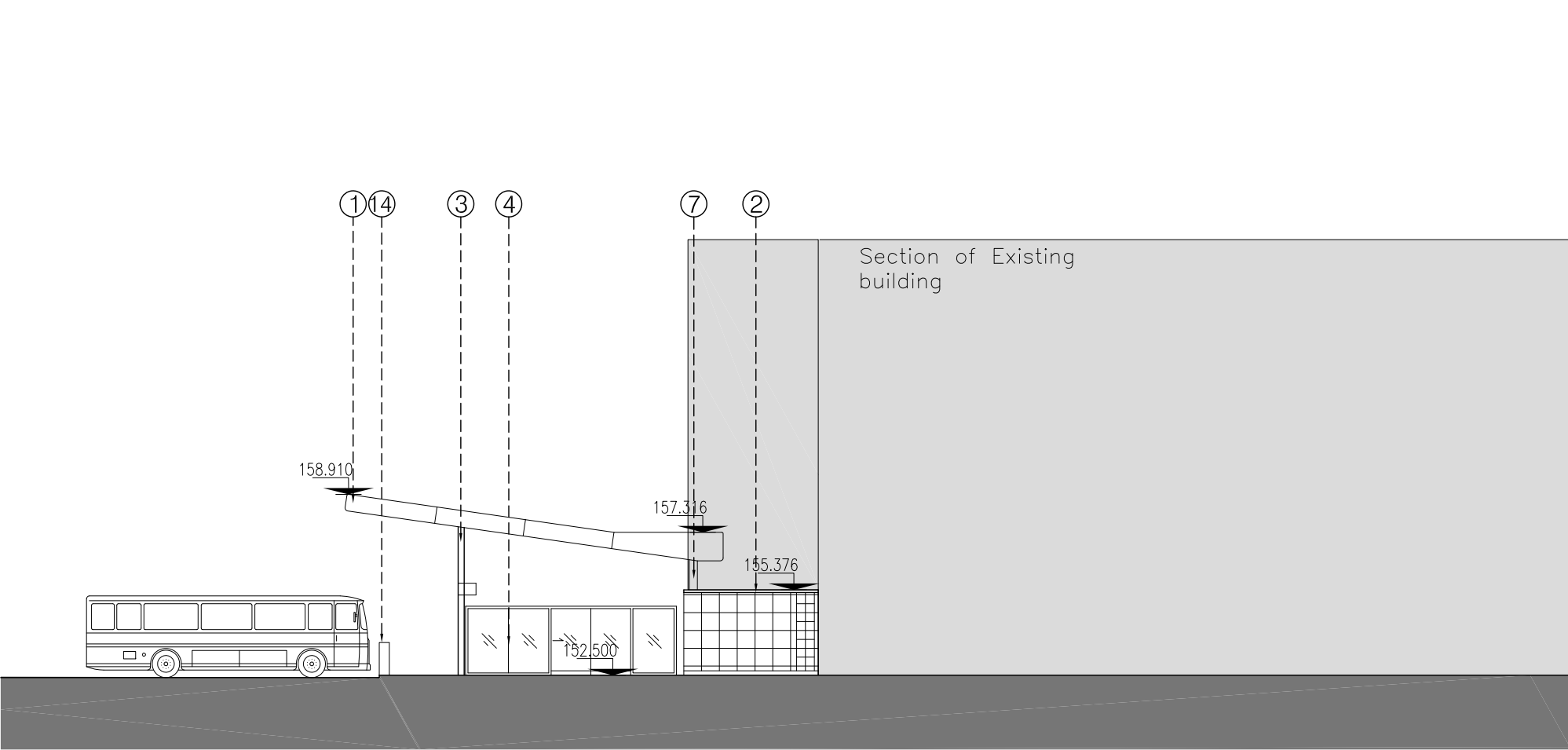
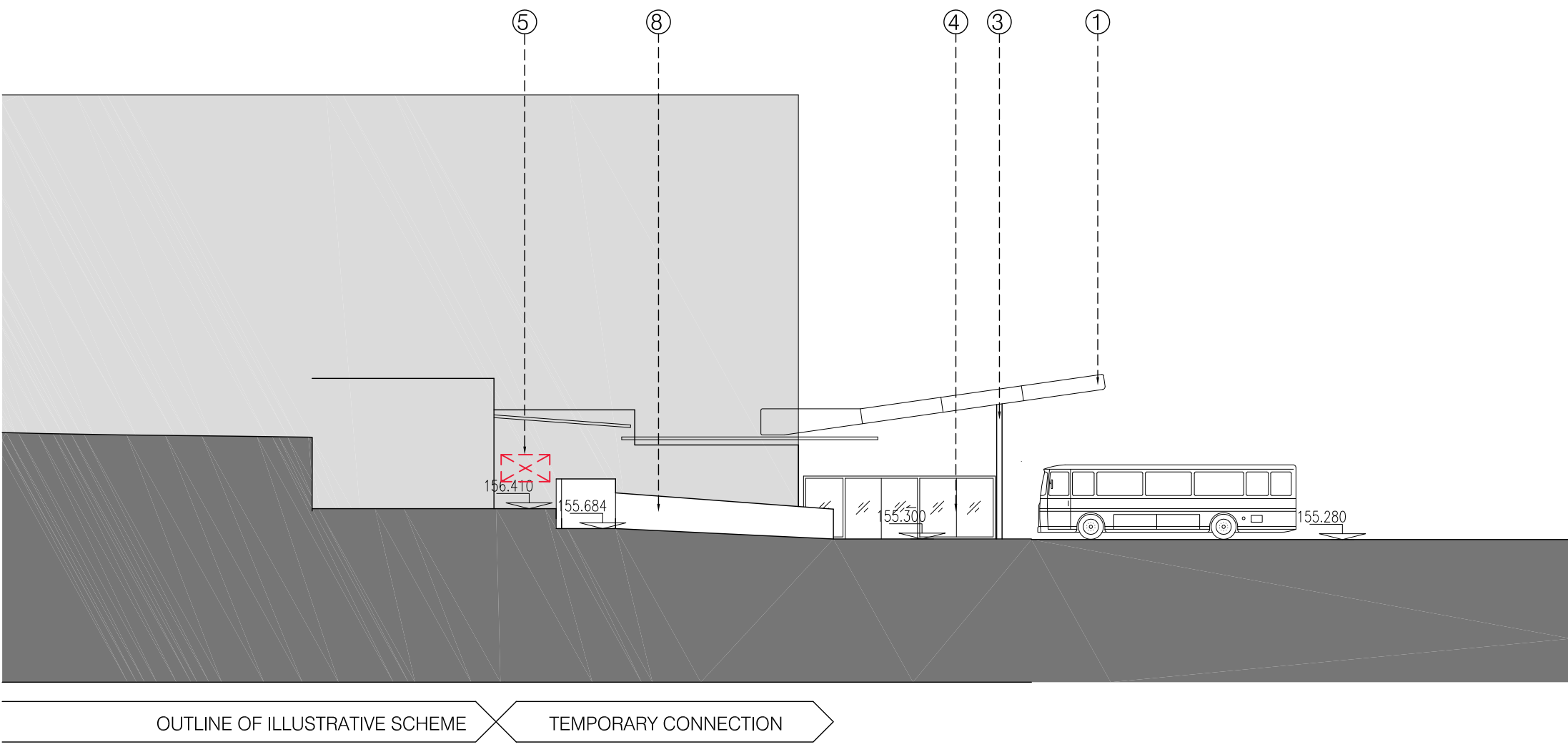


SOUTH ELEVATION_ [SCALE: 1:200 @ A1]



EAST ELEVATION_ [SCALE: 1:200 @ A1]



WEST ELEVATION_ [SCALE: 1:200 @ A1]

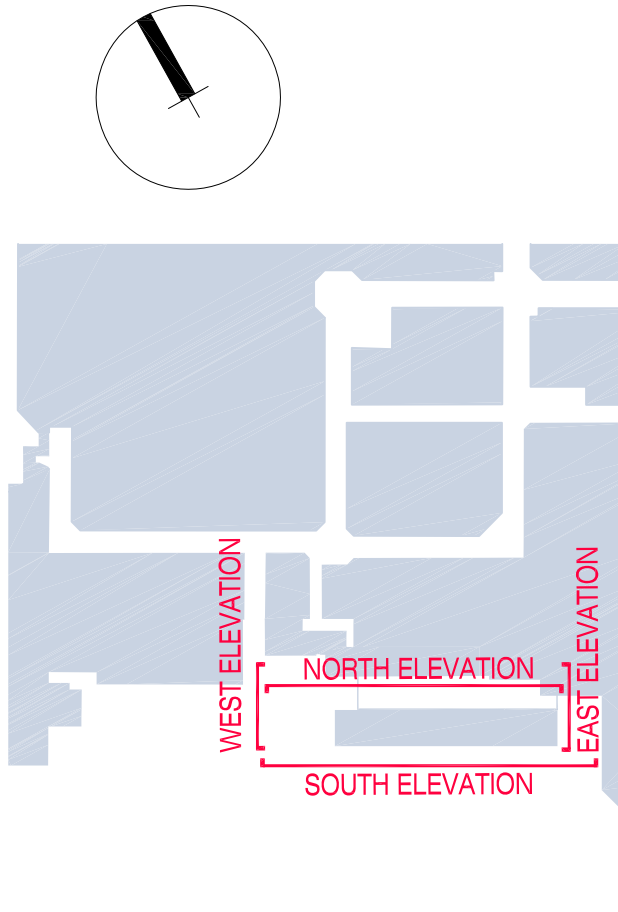
Notes

All dimensions to be verified on site. Do not scale this drawing. All discrepancies to be clarified with project Architect.

This drawing is the property of Benoy Architects and is issued on the condition it is not reproduced, modified or disclosed to any unauthorized person, either wholly or in part without written consent of Benoy Ltd.

Distance Survey material is used with the permission of The Controller of HMSO. Crown copyright All 1996/0.

The CDM hazard management procedures for the Benoy aspects of the design of this project are to be based on the Benoy - Designer's Hazard Identification and Management Sheet and/or drawing. The full project design team's comprehensive set of hazard management procedures are available from the Planning Supervisor/Safety Coordinator appointed for the project.



KEY PLAN_ [SCALE 1:2500 @ A1]

- KEY**
- ① STANDING SEAM PROFILED ALUMINIUM ROOF, MID GREY COLOUR.
 - ② CLAY TILES ON BLOCK WALL.
 - ③ DARK GREY COLOUR SHS COLUMNS.
 - ④ FRAMED SINGLE DOOR AND SCREEN, POWDER COATED FINISH IN HIGHLY VISIBLE MID GREY.
 - ⑤ INDICATIVE SIGNAGE ZONES (DASHED RED). SIGNAGE TO FORM PART OF SEPARATE APPLICATION. ☒
 - ⑥ ALUMINIUM FRAMED GLAZED SKYLIGHT.
 - ⑦ UB COLUMNS COLOUR TO MATCH WALL. COVERED TEMPORARY RAMP + WALKWAY TO SHOPPING CENTRE.
 - ⑧ LIGHT GREY COLOUR CEMENTBOARD.
 - ⑩ WHITE COLOUR ALUMINIUM CEILING PANELS.
 - ⑪ HOARDING WITH GRAPHICS.
 - ⑫ RAINWATER DOWNPIPE, COLOUR TO MATCH WALL.
 - ⑬ GUARD RAIL FOR IMPACT PROTECTION AT LOW LEVEL.
 - ⑭ CONCRETE BUS IMPACT PROTECTION BARRIER.
- GENERAL NOTE:**
- RAMP AND ACCESS TO AND WITHIN THE BUILDING TO COMPLY WITH BUILDING REGULATIONS.
 - ALL EXTERNAL LIGHTING TO BE AGREED WITH CONSULTANT PRIOR TO SUBMISSION.
 - ALL TREES AND LANDSCAPING TO LANDSCAPE CONSULTANT DESIGN.
 - DRAINAGE TO BE CONSIDERED.

B01 09/09/16 REVISED ON PLANNERS COMMENTS IC

B00 29/07/16 INITIAL ISSUE JH

Rev	Date	Description	By	Chkd
-----	------	-------------	----	------

Benoy

Design Architecture Masterplanning Interiors Graphics

Client

TELFORD TRUSTEES No.1 Ltd & TELFORD TRUSTEES No.2 Ltd

Project

TELFORD TOWN CENTRE
TELFORD BUS STATION

Drawing Title

PROPOSED ELEVATIONS OF BUS STATION - OUTLINE OF ILLUSTRATIVE SCHEME

Drawn By

JH

Checked By

Scale

1:200 @ A1

Date

29/07/2016

Project No.

Drawing No.

Revision

6543 BNY-SA 08 LL02 B01

Status

PLANNING

t + 44 (0) 1636 672356
f + 44 (0) 1636 707513
e newark@benoy.com

www.benoy.com