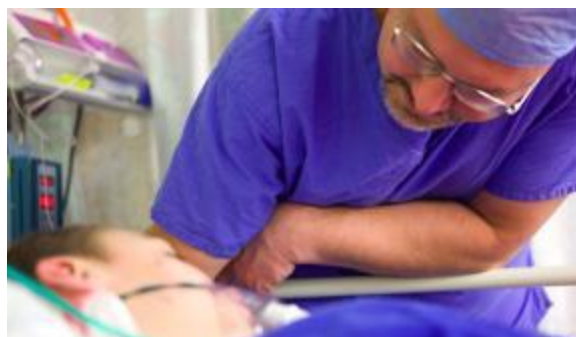


Primary Care Strategy: Where we are

Sultan Mahmud

Director of Commissioning



Staffordshire & Shropshire Area
Team September 2013



Aims and Objectives

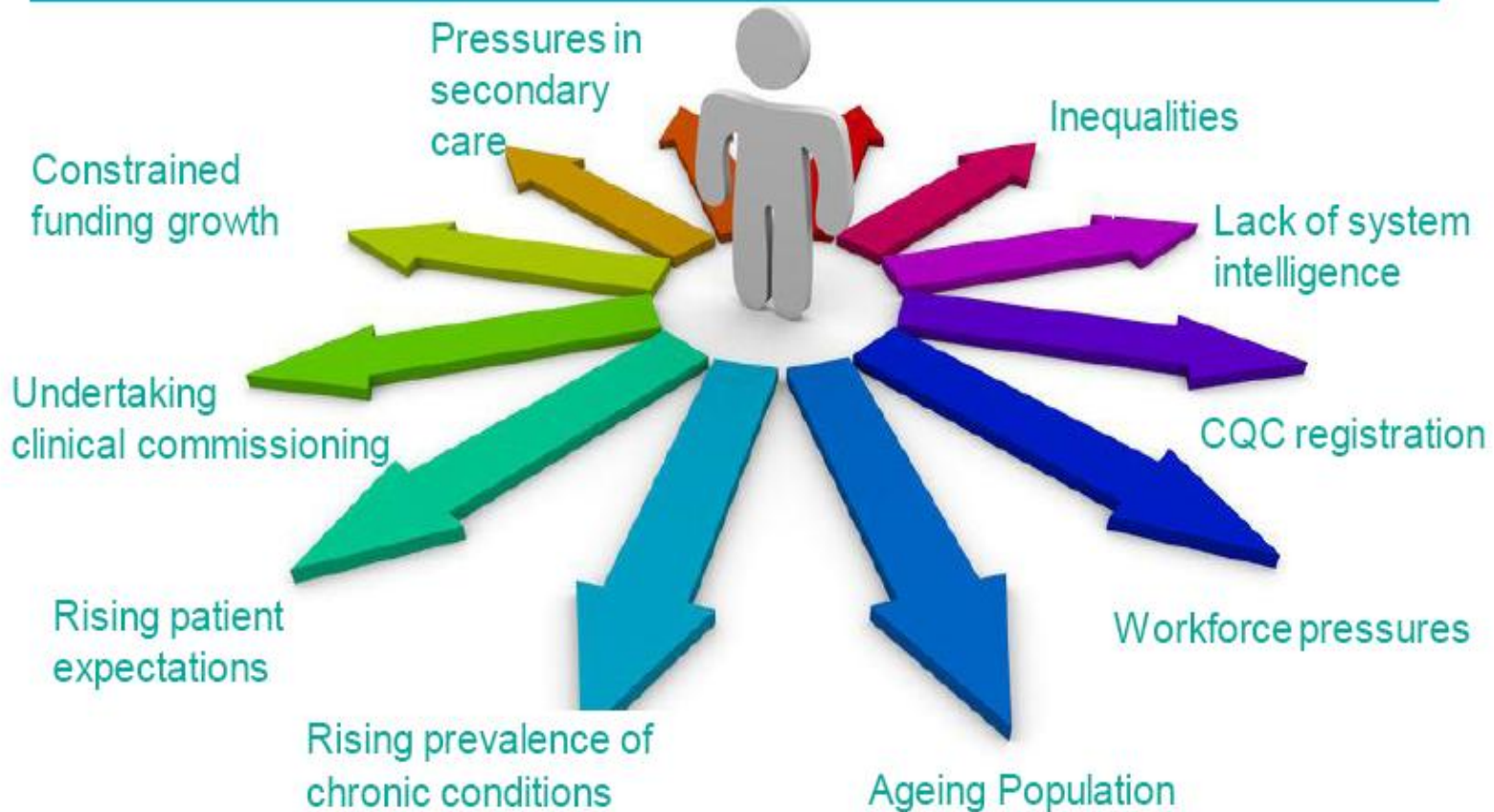
- Background & Context
- Stock Take- Where are We?
- Burning Platforms
- Engagement- Good and Bad
- Agreeing Next Steps for Securing Excellence and PCQG

Strategy Framework

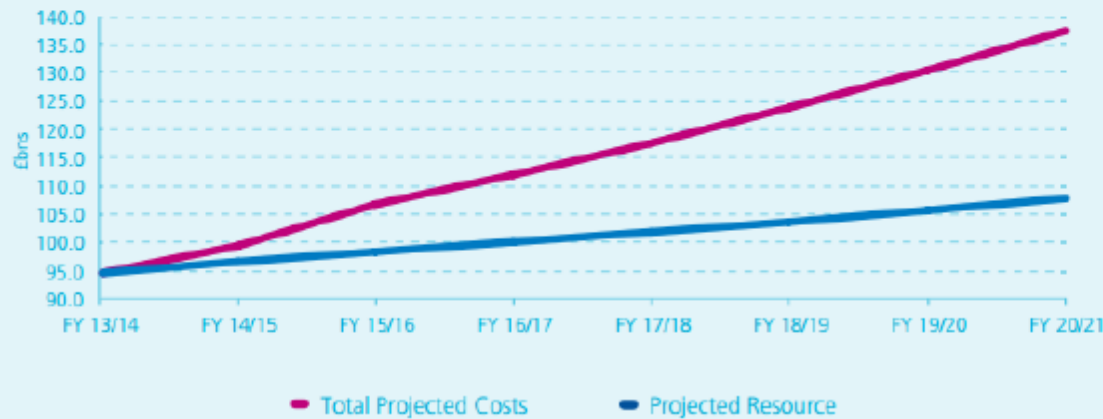


“There is a coherent plan in the universe, though I don't know what it's a plan for”

Current pressures on General Practice in England



Projected resource vs. Projected spending requirements



Source: NHS England

In England, continuing with the current model of care will result in the NHS facing a funding gap between projected spending requirements and resources available of around £30bn between 2013/14 and 2020/21 (approximately 22% of projected costs in 2020/21). This estimate is before taking into account any productivity improvements and assumes that the health budget will remain protected in real terms.

Stocktake

Variation in Access across the AT

GP to patient ratio (Shropshire) = 1,948

GP to patient ratio (Staffordshire) = 1,974

GP to patient ratio (Stoke) = 1,981

GP to patient ratio (Telford) = 2,416

GP to patient ratio (Area Team) = 2,101

GP to patient ratio (England) = 1,900

What does this hide?

The Patient to GP WTE ratio within the AT footprint is worse than the NHS England Average.

Stocktake

Variation in Access across the AT-

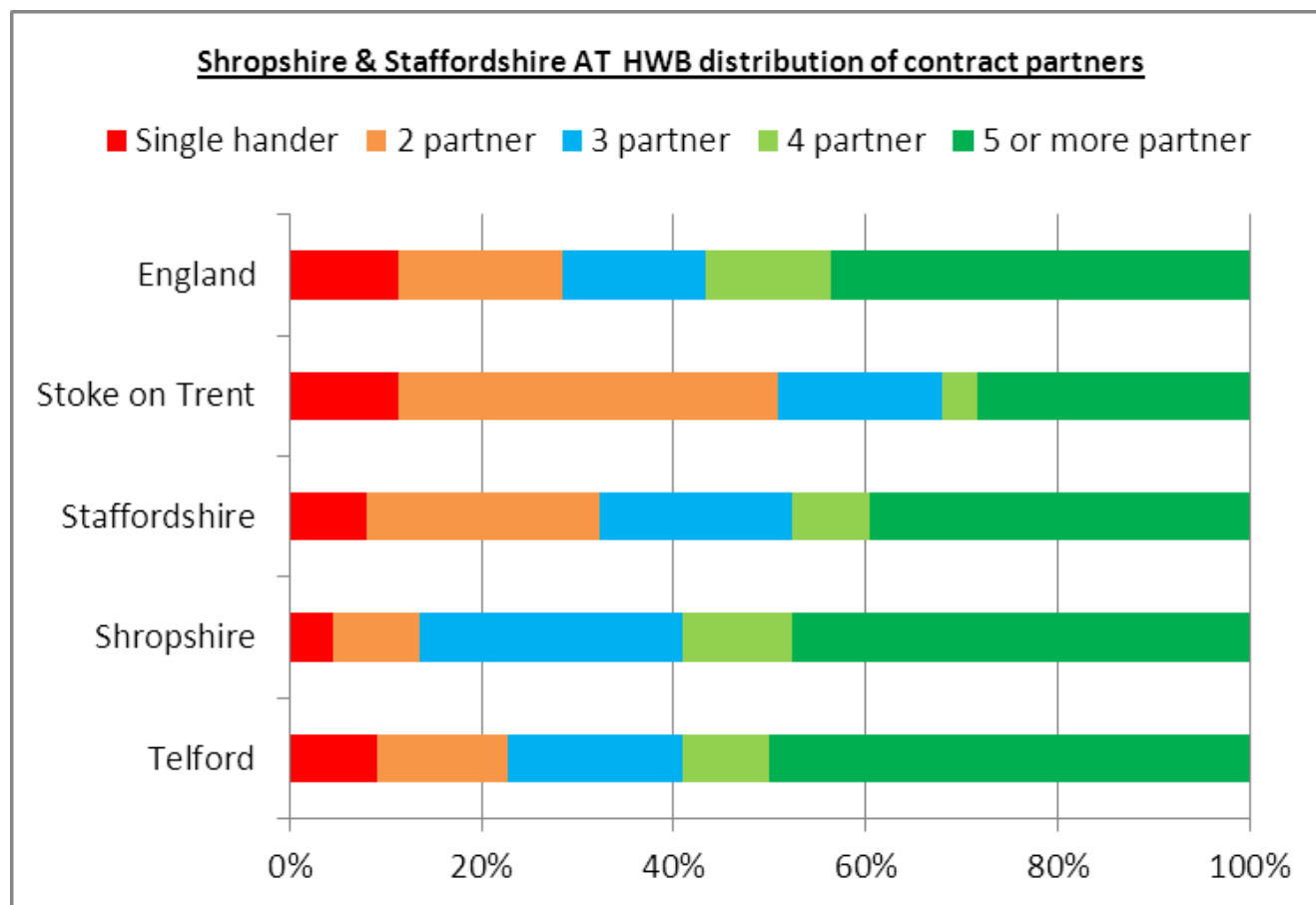
Number of practices open 8am – 6:30pm (52.5 hours)

- Shropshire : 2%
- Stoke : 13%
- Telford: 14%
- Staffordshire: 48%

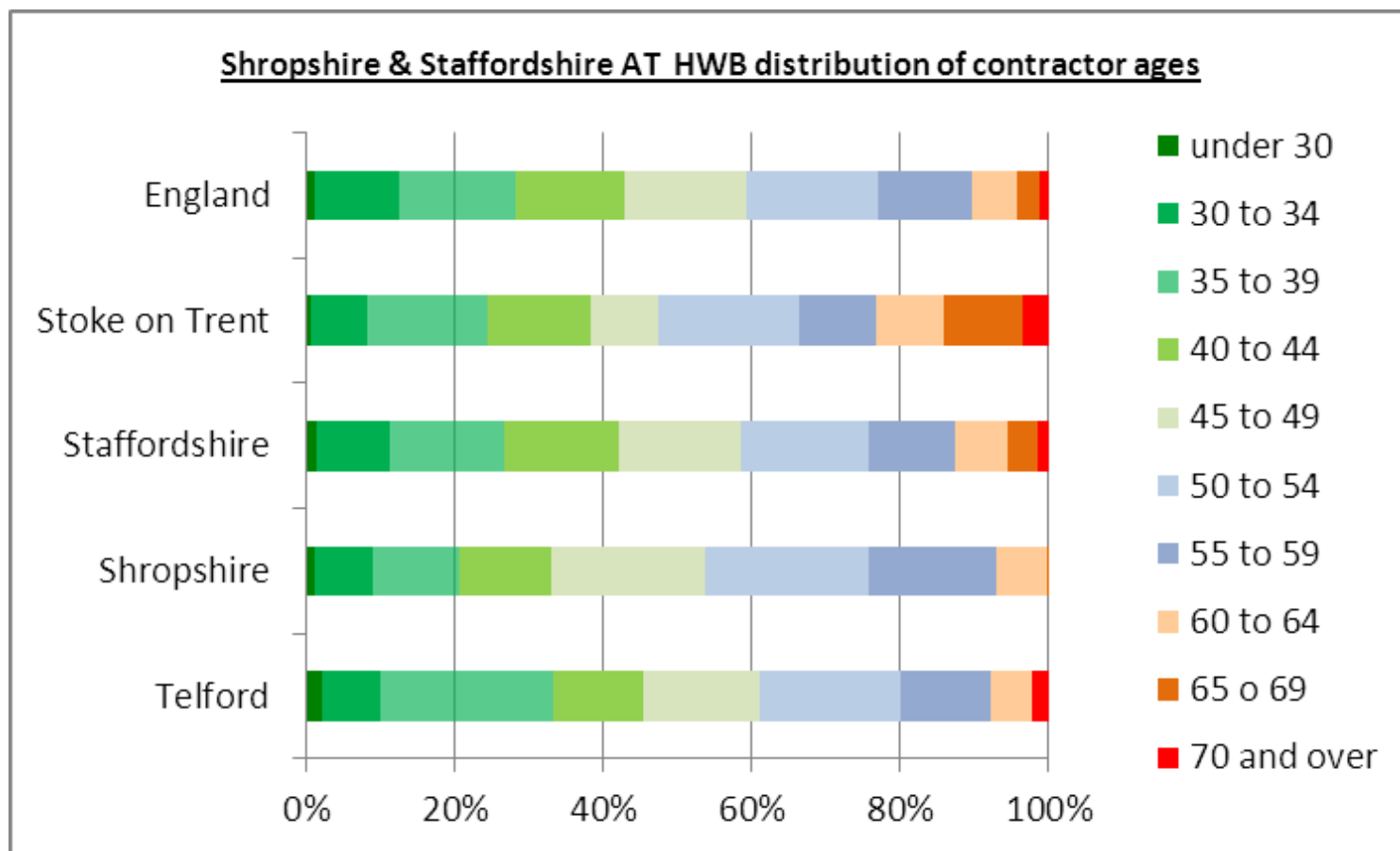
Unknowns

- Patients per WTE general practice Nurse?
- Telephone lines per 1000 patients?
- Appointments per 1000 patients
- Number of DNAs?

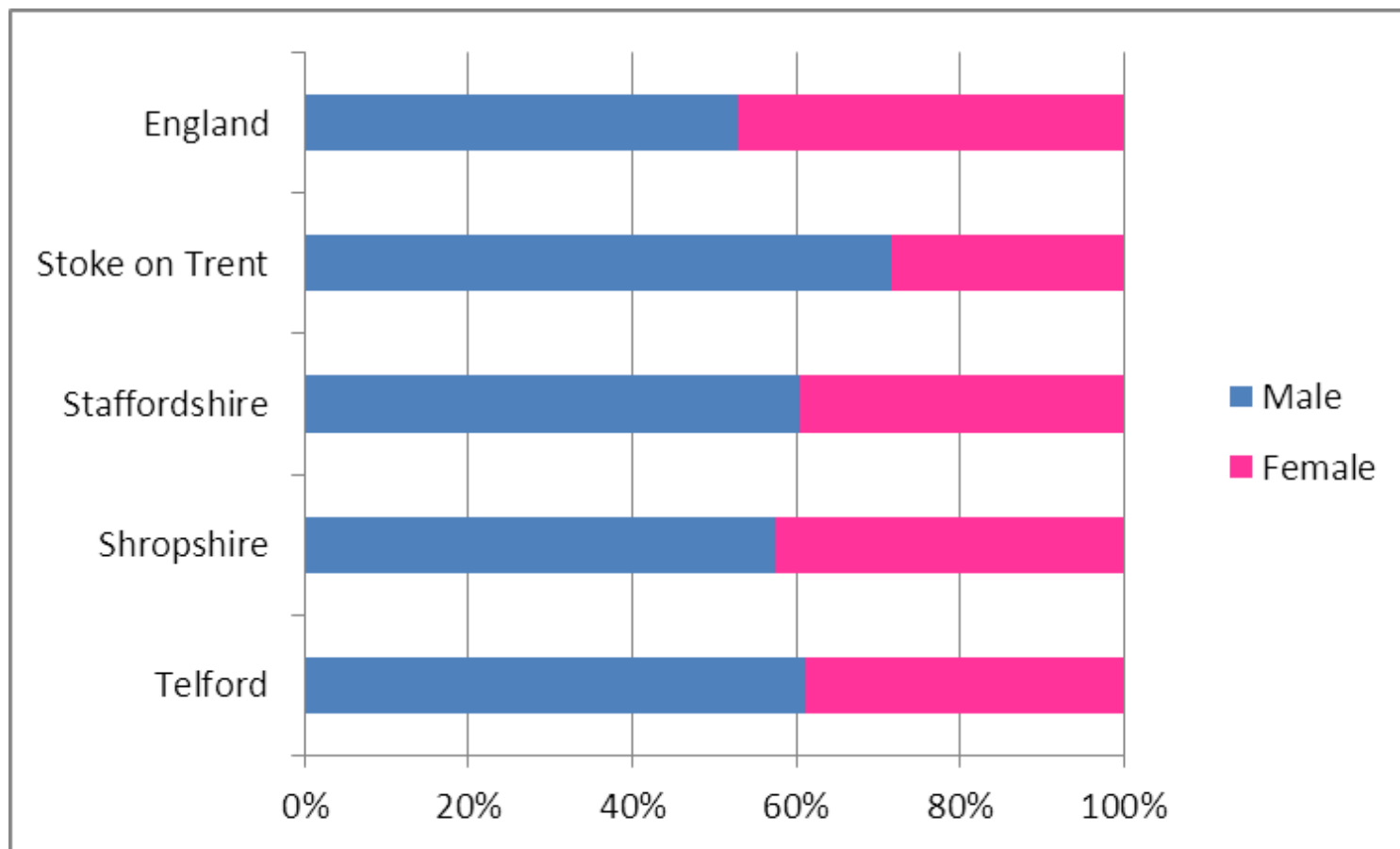
Area Team and England comparisons – Number of Contract holders



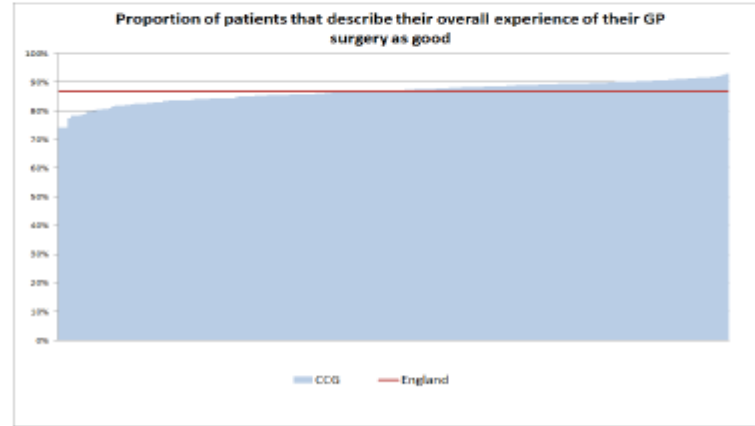
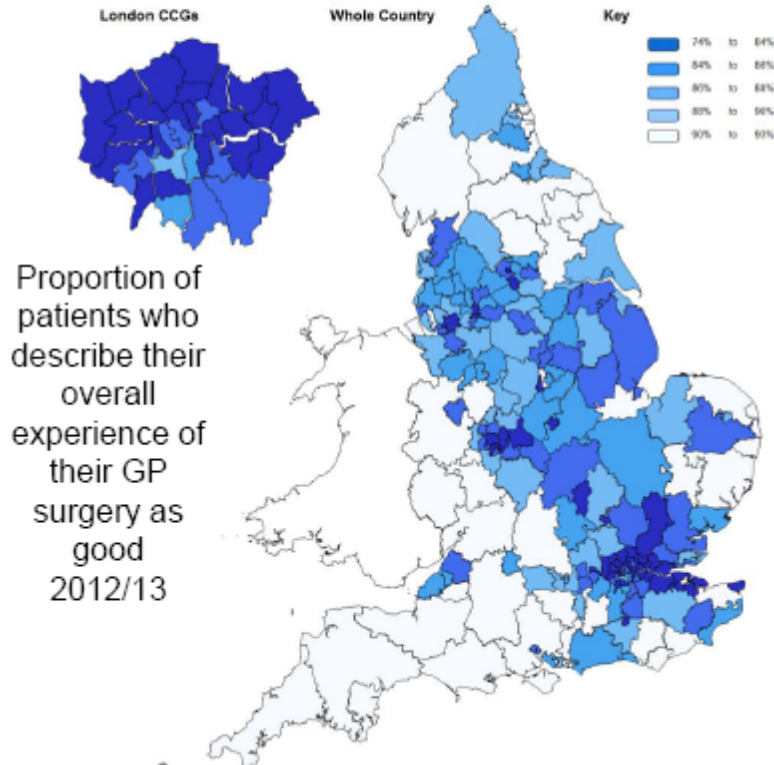
Area Team and England comparisons – Age of Practitioners



Area Team and England comparisons – Gender of Practitioners



87% of people describe their overall experience of their GP surgery as good



- In England 87% of people describe their overall experience of GP surgery as good.
- In CCGs across the country this ranges from 74% to 93%.
- Nationally, from 2011/12 to 2012/13, there was a fall of 1.5 percentage points in the proportion of patients who describe their experience of their GP surgery as good.

What CCGs/HWBs want in a Primary Care Strategy?

- Make Explicit The Primary Care Offer- Access
- Ambitious and Bold
- Modern Patient Centric services fit for the 21st Century
- Improved Co-ordination with other services
- Managing patients' LTCs proactively
- Appropriate Capacity/Skill Mix to Meet Appropriate Demand
- Reduction in the GP Workforce Gap- North staffs/Stoke and Shropshire/Telford
- Contracting Models to Support Innovation/System Resilience
- Coherent Approach to Walk in Centres
- Integration with the Urgent Care System
- Technology/Innovation

How we will Work



- Roving Programme of Meetings with Clinical Leads and AOs, HWBs
- Vision Setting: Securing Excellence Group (AT & CCGs Execs)
- Delivery: Primary Care Quality Group (AT, LMCs and CCGs)
- Strategy Project Manager
- Short Life Working Groups for Specific Issues- Workforce, innovation etc..
- Call to Action Forums
- Regional and National Events