

## Key Stage 2 Trend Data

PLEASE NOTE SMALL COHORTS - THIS HAS A SIGNIFICANT IMPACT WITH REGARDS TO CHANGES IN PERCENTAGES ACHIEVED

	2007	2008	2009	2010	2011
Cohort Size	15	10	9	10	7

	2007		2008		2009		2010		2011		
	English	Maths	English	Maths	English	Maths	English	Maths	English	Maths	English & Maths
T&W CIC	47	53	50	60	66.7	55.6	50	50	29	14	14.2
England CIC	45.9	43.4	46	44	46	46	45	44	50	48	40.0
T&W All Children	80	75	77	75	78	76	78	78	81	80	

	2007		2008		2009		2010		2011	
	English	Maths	English	Maths	English	Maths	English	Maths	English	Maths
T&W CIC	47	53	50	60	66.7	55.6	50	50	29	14
T&W All Children	80	75	77	75	78	76	78	78	81	80

## Key Stage 4 attainment Trend Data

PLEASE NOTE SMALL COHORTS - THIS HAS A SIGNIFICANT IMPACT WITH REGARDS TO CHANGES IN PERCENTAGES ACHIEVED

	2007	2008	2009	2010	2011
Cohort KS4	23	13	14	19	20

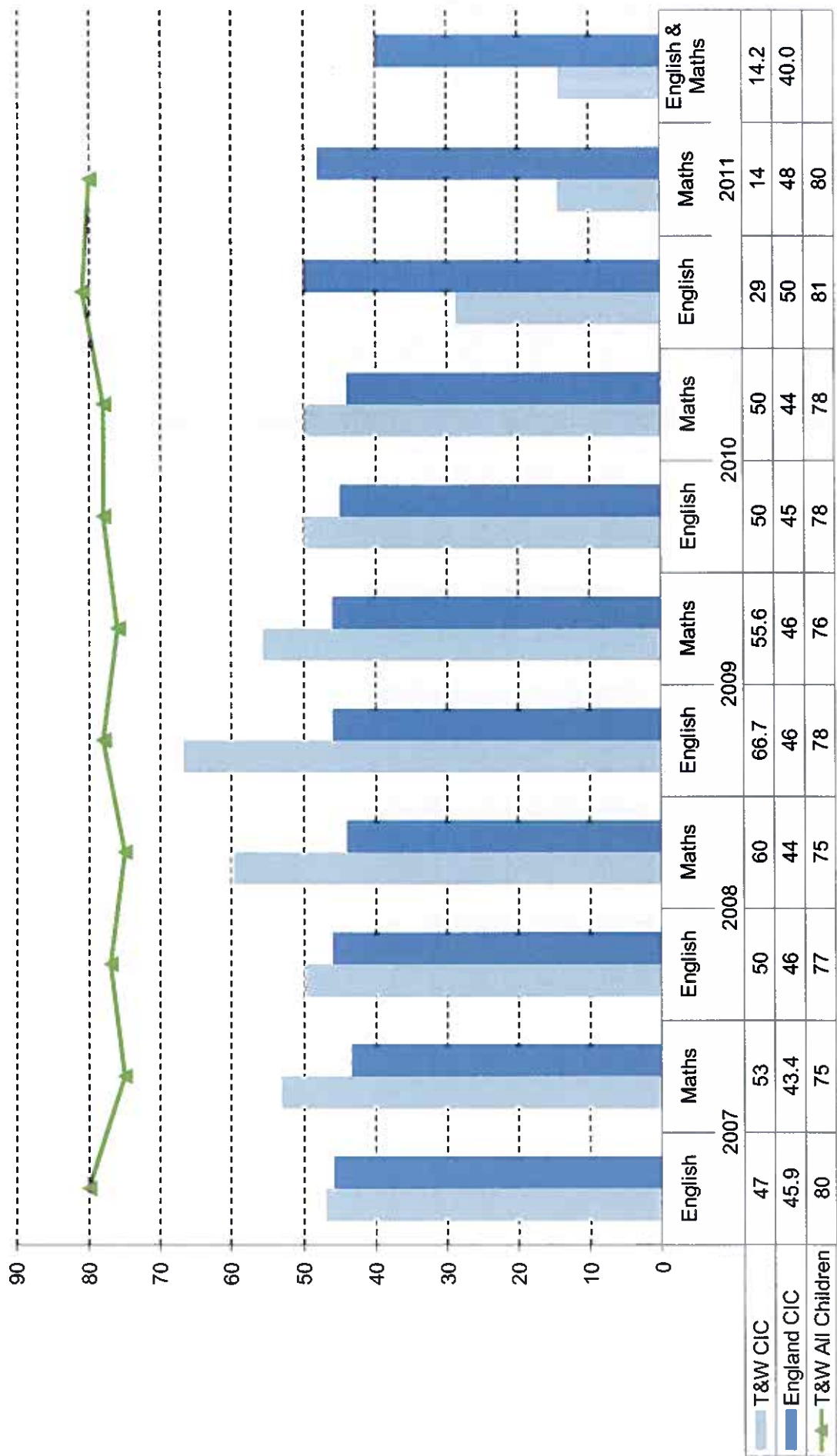
1 + GCSE at Grade A-G					
	2007	2008	2009	2010	2011
T&W CIC	61	77	50	68.4	75
England CIC	63.7	65.6	68.2	72.5	

5+ GCSE at Grade A*-G					
	2007	2008	2009	2010	2011
T&W CIC	43	54	42.9	47.4	55
England CIC	43.1	43.4	44.3	50.6	
All T&W Children	92.3	93	92.6	95.6	95.3

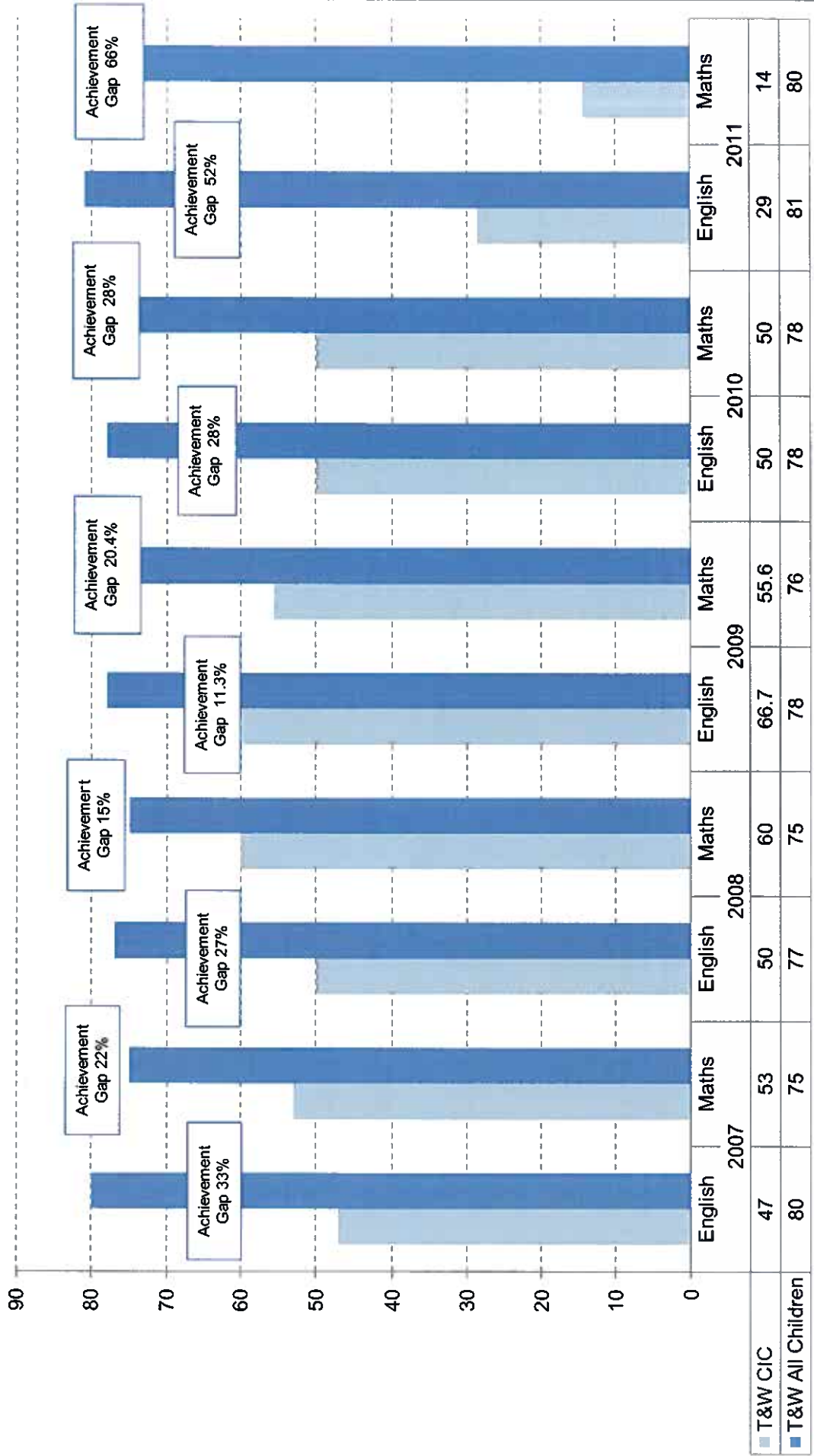
5+ GCSE at Grade A*-C					
	2007	2008	2009	2010	2011
T&W CIC	14	23	7	26.3	35
England CIC	12.6	13.9	14.8	26.1	31.2
All T&W Children	55.2	60.3	67.1	79.2	83.5

5+ GCSEs at Grade A*-C Inc English and Maths					
	2007	2008	2009	2010	2011
T&W CIC	14	23	7	10.5	20
England CIC	6.9	8.6	9.8	11.6	12.8
All T&W Children	40.8	44.6	47.7	55.9	57.6

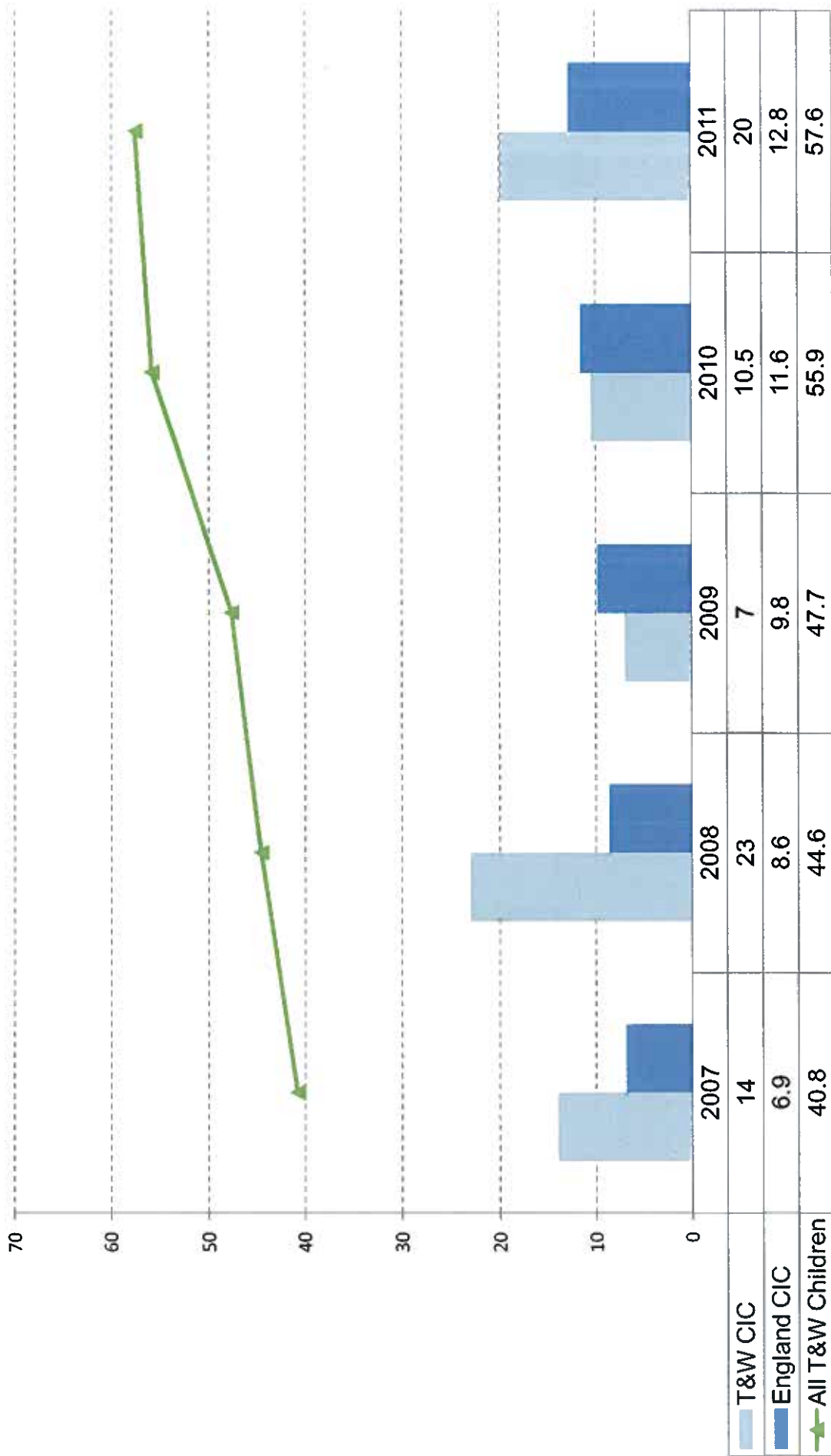
**Children In Care who had been looked after 1 year plus**  
**Percentage of children in care who achieved a level 4 plus at Key Stage 2 in comparison to All**  
**England CIC one year plus and T&W All Children**  
**Trend Data**



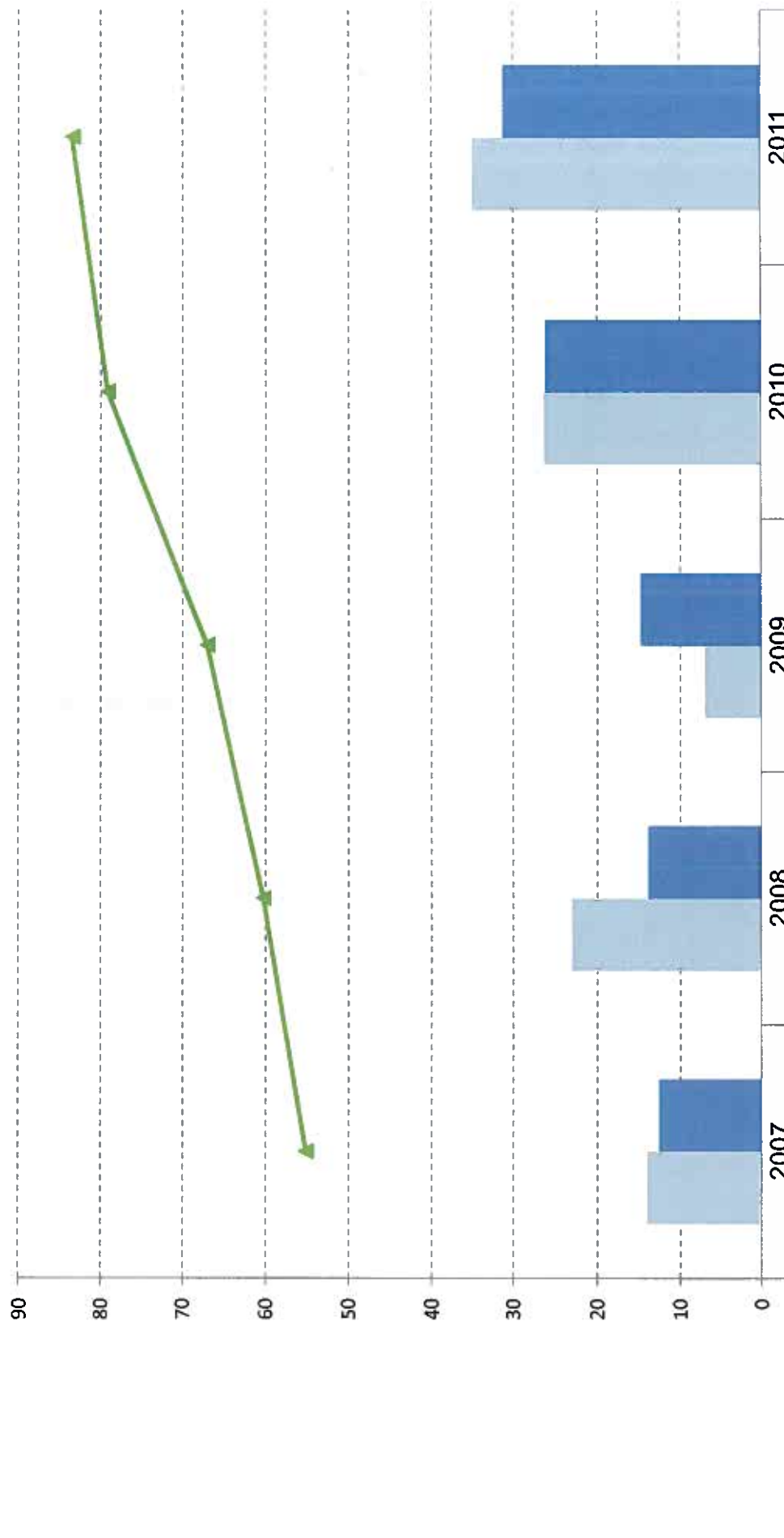
**Children In Care who had been looked after 1 year plus who achieved a level 4 plus in Key Stage 2 in comparison to all children in Telford and Wrekin who achieved a level 4 plus at Key Stage 2  
Trend Data**



**Children In Care who have been looked after one year plus  
 Percentage of children in care who achieved 5+ GCSEs Grade A-C including English and Maths in  
 comparison to all children in T&W and England  
 Trend Data**



**Children In Care who have been looked after one year plus**  
**Percentage of children in care who achieved 5+ GCSEs Grade A-C in comparison to all children in**  
**T&W and England - Trend Data**



	2007	2008	2009	2010	2011
T&W CIC	14	23	7	26.3	35
England CIC	12.6	13.9	14.8	26.1	31.2
All T&W Children	55.2	60.3	67.1	79.2	83.5

**Children In Care who have been looked after one year plus  
 Percentage of children in care who achieved 5+ GCSEs Grade A-G in comparison to all children in  
 T&W and England  
 Trend Data**

