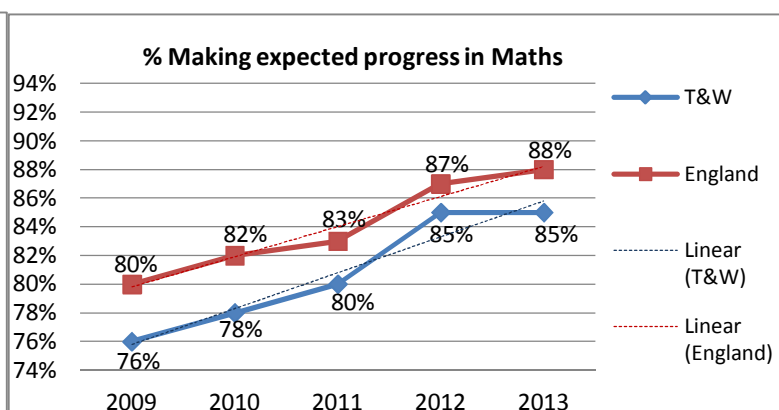
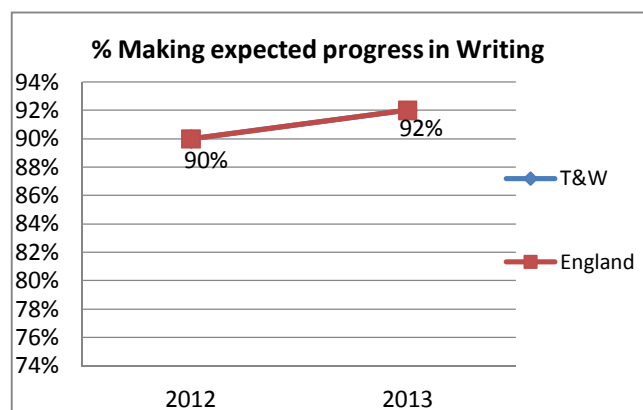
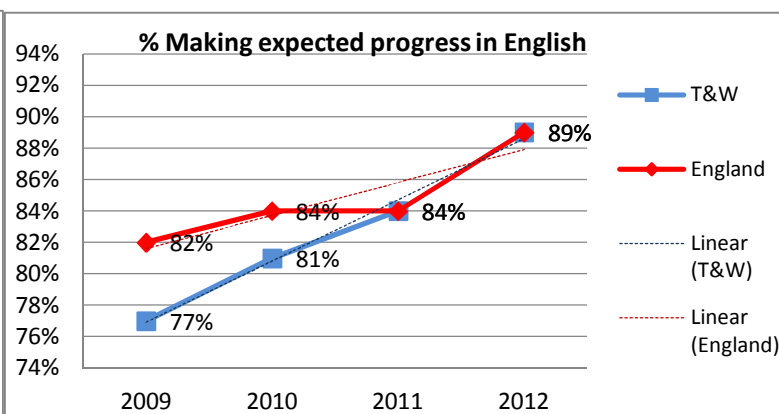
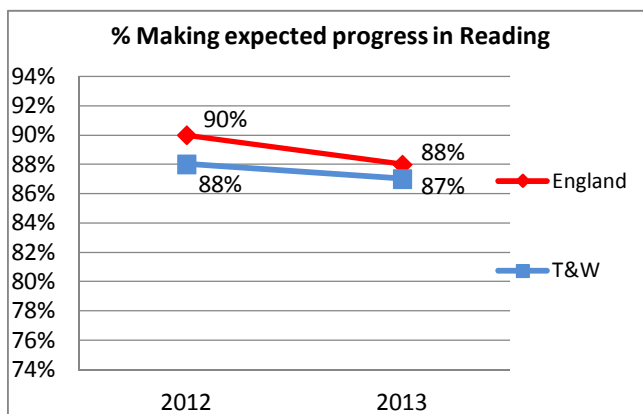


Key Stage 2 Percentage of Telford & Wrekin pupils' making expected progress against National 2009 to 2013

	Maths			English			Reading			Writing		
	England	T&W	Gap to National	England	T&W	Gap to National	England	T&W	Gap to National	England	T&W	Gap to National
2009	80	76	4	82	77	5						
2010	82	78	4	84	81	3						
2011	83	80	3	84	84	0						
2012	87	85	2	89	89	0	90	88	2	90	90	0
2013	88	85	3				88	87	1	92	92	0



What this is telling us:

- The percentage of pupils in T&W making expected progress in Writing was the same as the England average for 2012 and 2013, increasing from 90% for 2012 to 92% in 2013.
- The percentage of pupils in T&W making expected progress in reading was 87% in 2013, one percentage point lower than England (88%). Although this is a decrease of one percentage point from 2012 (88% - 87%) England saw a larger decrease of two percentage points (90% - 88%).
- The percentage of pupils in T&W making expected progress in English stood at 89% in 2012, equal to the England rate. It had seen an improvement of 12 percentage points since 2009 (77% in 2009 to 89% in 2012) England improved by 7 percentage points in the same period (82% in 2009 to 89% in 2012)
- The percentage of pupils in T&W making expected progress in Maths was 85%, 3 percentage points lower England (88%) Since 2009 the percentage has increased by 9 percentage points from 76% in 2009 to 85% in 2013. England has increased by 8 percentage points in the same period (80% in 2009 to 88% in 2013).