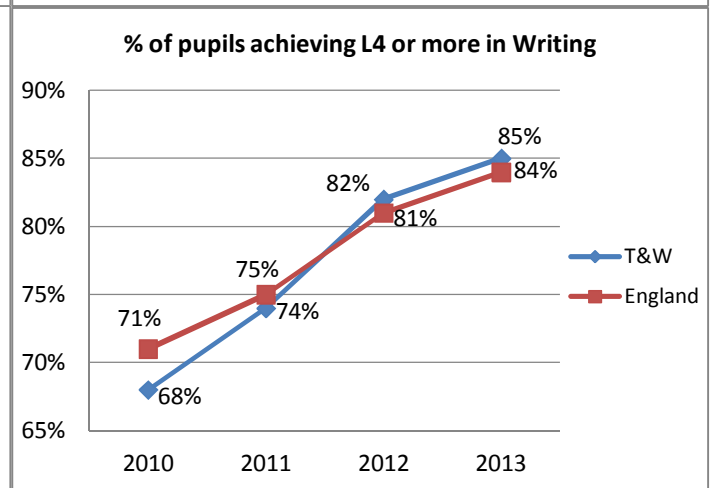
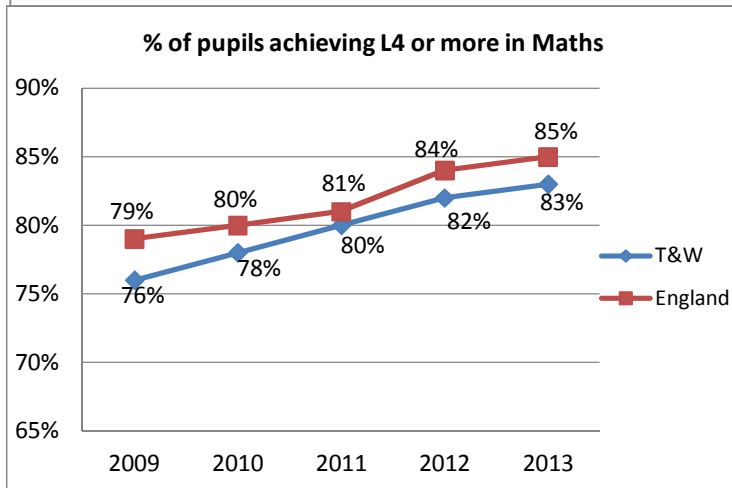
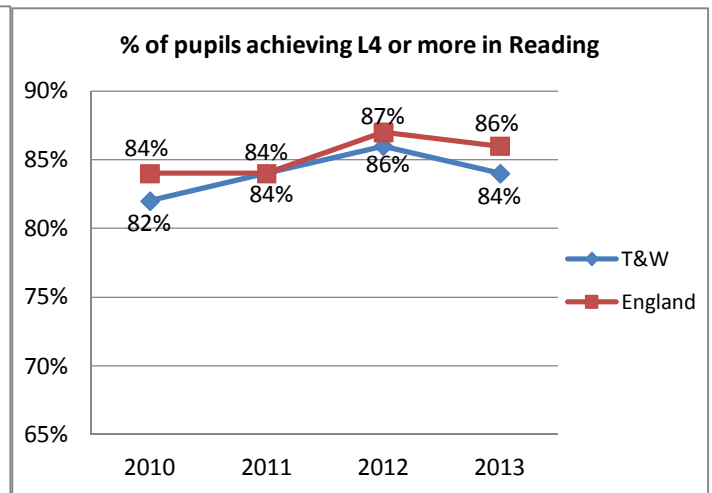
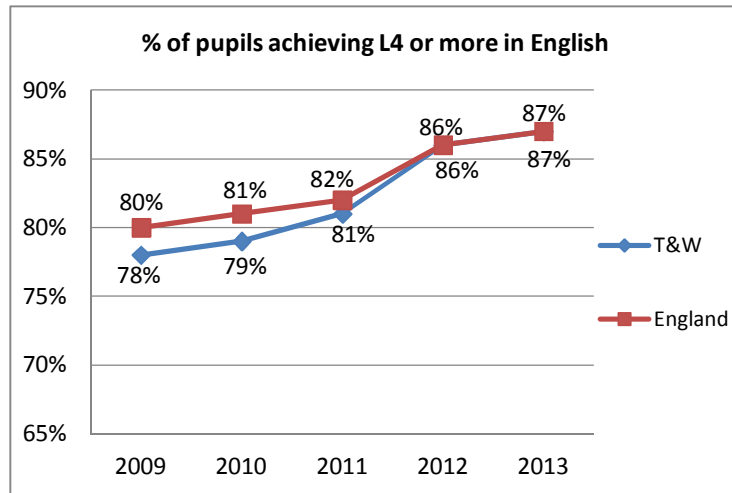


Key Stage 2 Percentage of Telford & Wrekin pupils' achieving L4 or more in the specified subject compared to National - 2009 to 2013

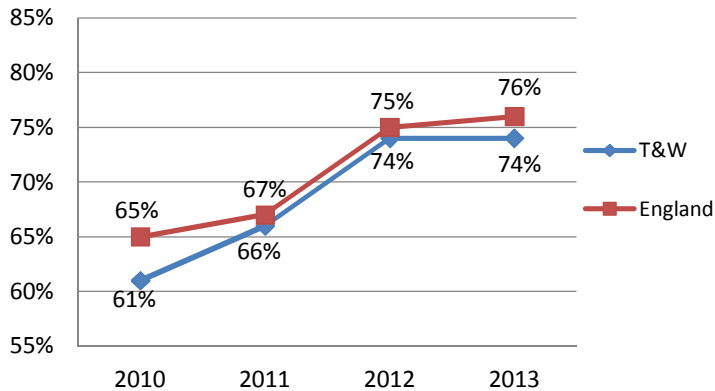
	English TA			Reading (Test)			Maths (test)			Writing TA		
	England	T&W	Gap to National	England	T&W	Gap to National	England	T&W	Gap to National	England	T&W	Gap to National
2009	80	78	2				79	76	3			
2010	81	79	2	84	82	2	80	78	2	71	68	3
2011	82	81	1	84	84	0	81	80	1	75	74	-1
2012	86	86	0	87	86	1	84	82	2	81	82	-1
2013	87	87	0	86	84	2	85	83	2	84	85	-1

	Grammar, punctuation and spelling			English & Maths			Reading, writing and maths			% schools below floor standard		
	England	T&W	Gap to National	England	T&W	Gap to National	England	T&W	Gap to National	England	T&W	Gap to National
2009				72	69	3						
2010				74	71	3	65	61	4			
2011				75	74	1	67	66	1	10	6	-4
2012				80	80	0	75	74	1	6	8	-2
2013	74	69	5				76	74	2	6	7	-1

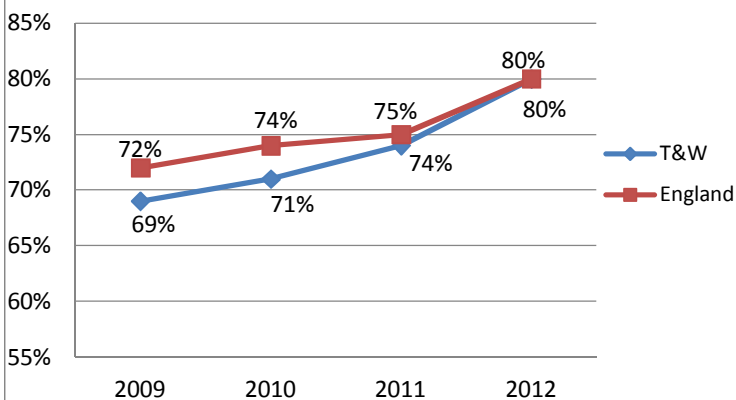


Key Stage 2 Percentage of Telford & Wrekin pupils' achieving L4 or more in the specified subject

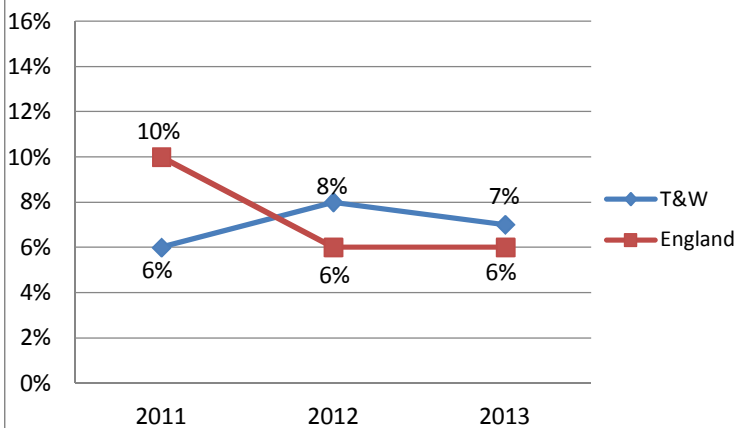
% of pupils achieving L4 or more in Reading, Writing and Maths (RWM)



% of pupils achieving L4 or more in English & Maths



% of schools below floor standard



What this is telling us:

- In 2012 87% of pupils in T&W achieved L4 or more in English, equal to the England rate for the second year running (2012 England & T&W - 86%). It had seen an improvement of 9 percentage points since 2009 (78% in 2009 to 87% in 2012). England improved by 7 percentage points in the same period (80% in 2009 to 87% in 2012).

- In 2013 84% of pupils in T&W achieved L4 or more in reading, 2 percentage points less than England (86%). England had seen a drop in performance of 1 percentage point since 2012 (87%) and T&W had seen a drop of 2 percentage points (86%) in the same period. Since 2010 T&W's performance has improved by 2 percentage points from 82% to 84%, whilst England has improved at the same rate from 84% to 86% in the same period.

- In 2013 83% of T&W pupils achieving L4 or more in Maths, 2 percentage points less than England (85%), the same gap as seen in 2012. Since 2009 T&W performance has improved by 7 percentage points (76% in 2009 to 83% in 2013) England's performance has improved by 6 percentage points in the same period (79% in 2009 to 85% in 2013).

- In 2013 85% of T&W pupils achieving L4 or more in Writing, 1 percentage point above England (84%). T&W have remained 1 percentage point above England for 2 years. T&W performance has improved by 17 percentage points since 2010 from 68% to 85% and England have improved by 13 percentage points in the same period (71% in 2010 to 84% in 2013).

- In 2013 74% of pupils achieved L4 or more in their Reading, Writing and Maths, 2 percentage points below England (76%). This was a bigger gap than seen in the past two years. (T&W 1 percentage point below England in 2011 and 2012). Since 2010 T&W performance has improved by 13 percentage points (61% in 2010 to 74% in 2013) England has improved by 11 percentage points in the same period (65% in 2010 to 76% in 2013).

- Since 2011 the percentage of T&W schools not meeting the floor standard has risen from 6% in 2011 to 7% in 2013, going from better than England to worse. The England rate has fallen from 10% in 2011 to 6% in 2013.