1 Longitudinal section through arrays
M 1:100

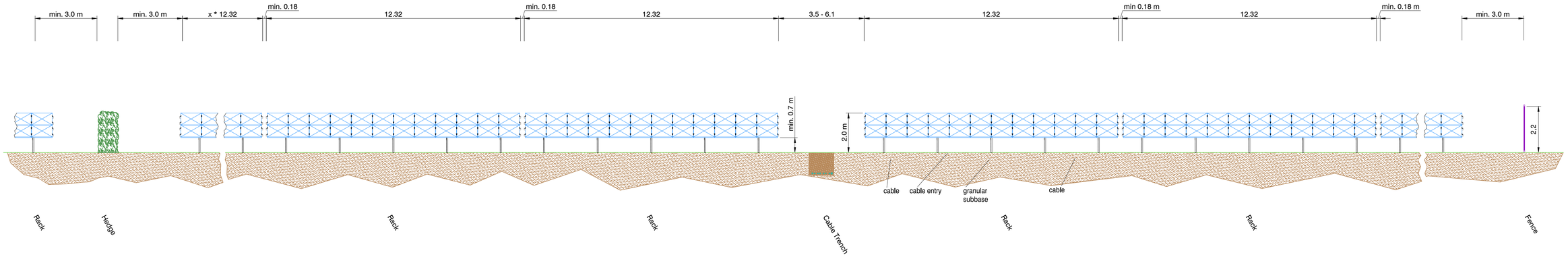

2 Cross section through arrays
M 1:100

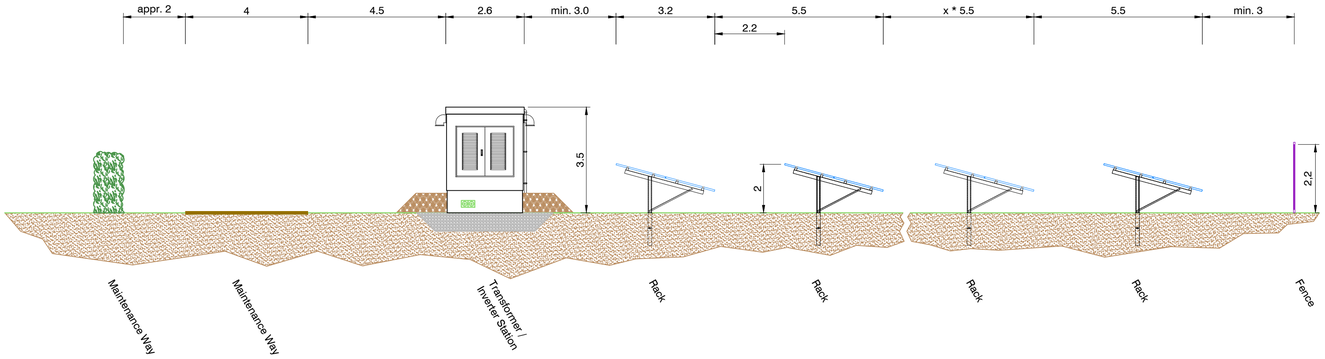

3 South elevation of inverter stations
M 1:100

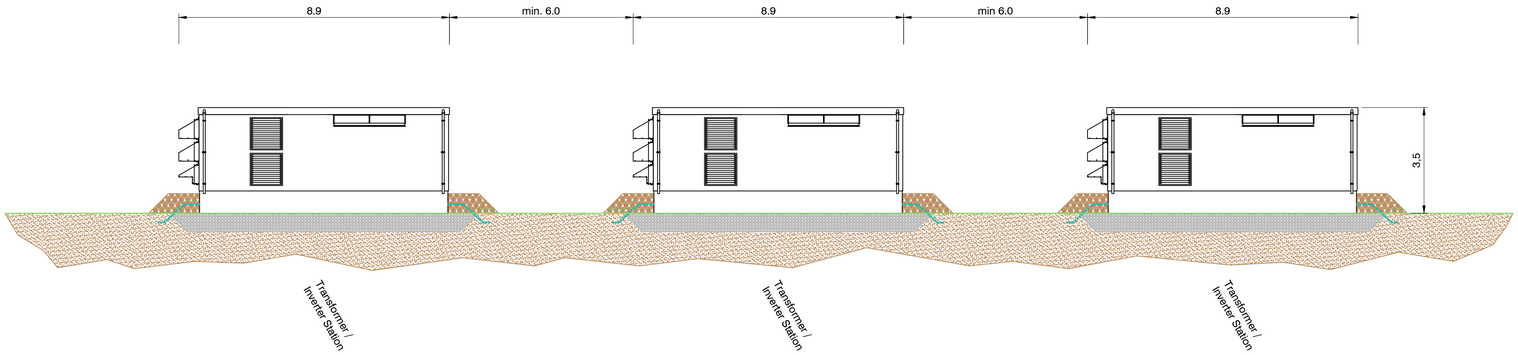

Used Xrefs of external planners in the current drawing

Revi.	Date	Xrefs(DWG) - File name / Planning expert

Please note that all drawing contents have to be checked on the contractor´s own responsibility prior to construction start. Discrepancies have to be communicated to the contractual partner or to the responsible technical planners. Drawing numbers and index have to be observed. With release of new drawing, previous drawings lose their validity and will not be withdrawn.

Document-no.: 2200.AP.003.1.0
Project-No. | Descr. | Serial-No. | Size | Rev.

Revi.	Date	Desi.	Chec	Appr.	Revision Description
0	04 Jun 15	DWU	LBA	OSA	Original drawing

Project Management / Engineering Design:
ib vogt GmbH
Helmholtzstr. 2-9
10587 Berlin
Tel. +49 30 397440-0
www.ibvogt.com

Client:

Version:	Metric	European Proj.		
	Date		Page: 1	Drawing Scale: 1:100
Designed by	04 Jun 2015	Wuertele		
Checked by	04 Jun 2015	Bageritz	Of: 1	Size: A1 841x594
Approved by	04 Jun 2015	Salzwedel		

Engineering Design:
ib vogt GmbH
Helmholtzstr. 2-9
10587 Berlin
Tel. +49 30 397440-0
www.ib-vogt.com

Title: *Cheshire Coppice Solar Farm*
Examplary Section Through Arrays

Supplier:

Planning Phase: Approval Design
Status: 04 Jun 15
Document-No.: 2200.AP.003. 1 .0
Revision Index: 0
Project-No. | Descr. | Serial-No. | Size | Rev.

Copying of this document and distribution to others and the use or communication of the contents thereof are forbidden without expressed authority. Offenders are liable to the payment of damages © by ib vogt GmbH