

ALL ELEVATIONS ARE VIEWED FROM OUTSIDE UNLESS OTHERWISE STATED.

CONTRACT NUMBER: P-15006

GENERAL
DO NOT SCALE THIS DRAWING.
 It is the contractor's responsibility to verify all dimensions on site prior to proceeding with the works.
 Figured metric dimensions to be worked to wherever given. Imperial dimensions are approximate only and must not be relied upon. All dimensions, unless expressly noted otherwise, are structural, and due to allowance should be made for plaster, finishes, etc. Any discrepancies between the drawings and the works are to be verified with 'Penn Architectural Ltd.' before proceeding.

READ ALL DRAWINGS AS ONE
 Always ensure that the latest edition of all drawings is used at all times, if in doubt, please ask. This drawing is to be read in conjunction with the latest edition of all other relevant drawings, details and schedules. Please request an up to date list if in doubt.

Where any contradiction or uncertainty arises between the drawings and or the schedule of works, it is the contractor's responsibility to seek verification from 'Penn Architectural Ltd.' before proceeding. No claims will be met by 'Penn Architectural Ltd.' where the contractor continues works without confirmation.

IMPORTANT
 It is the contractor's responsibility to fully familiarize themselves with the works before proceeding.

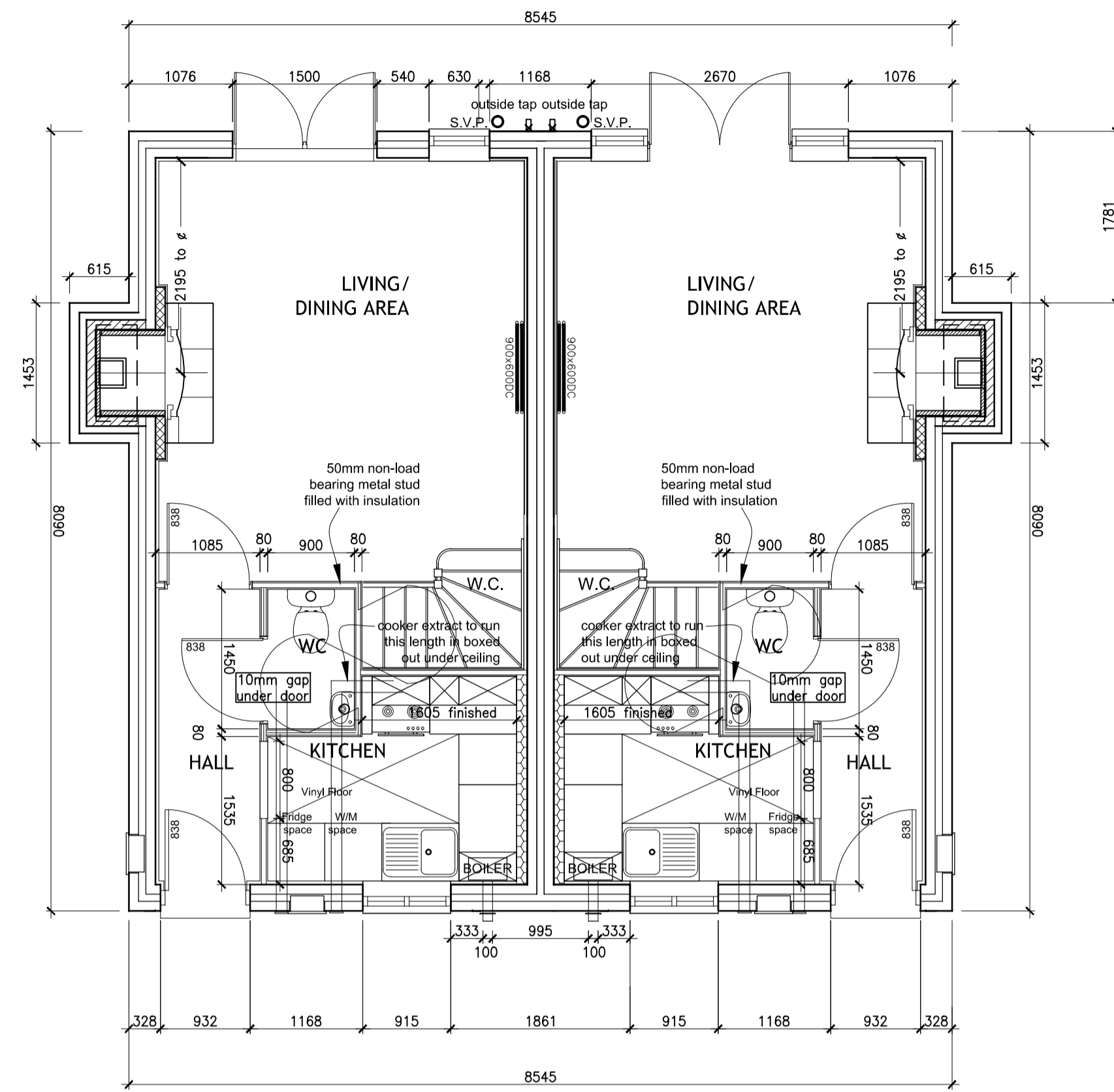
LEVELS
 It is the contractor's responsibility to confirm all levels on site prior to commencement of any works. Levels shown on this drawing are for indication purposes only, except where specifically dimensioned. Where in doubt, refer immediately to 'Penn Architectural Ltd.'.

MATERIALS AND WORKMANSHIP
 Unless otherwise specified, all materials used in the carrying out of the works must be materials which have been tested, licensed or approved by a third party (i.e. British Standards Institution and the British Board of Agreement etc.)

Workmanship and site practices must be in accordance with the latest relevant codes of practice issued by independent third parties (e.g. The British Standards Institution Codes of Practice and the Specification for the Improvement, Repair and Rehabilitation of Property as published by the Chartered Institute of Environmental Health Officers etc.) All work to be carried out by, or under the supervision of experienced tradesmen skilled in the specific area of work involved.

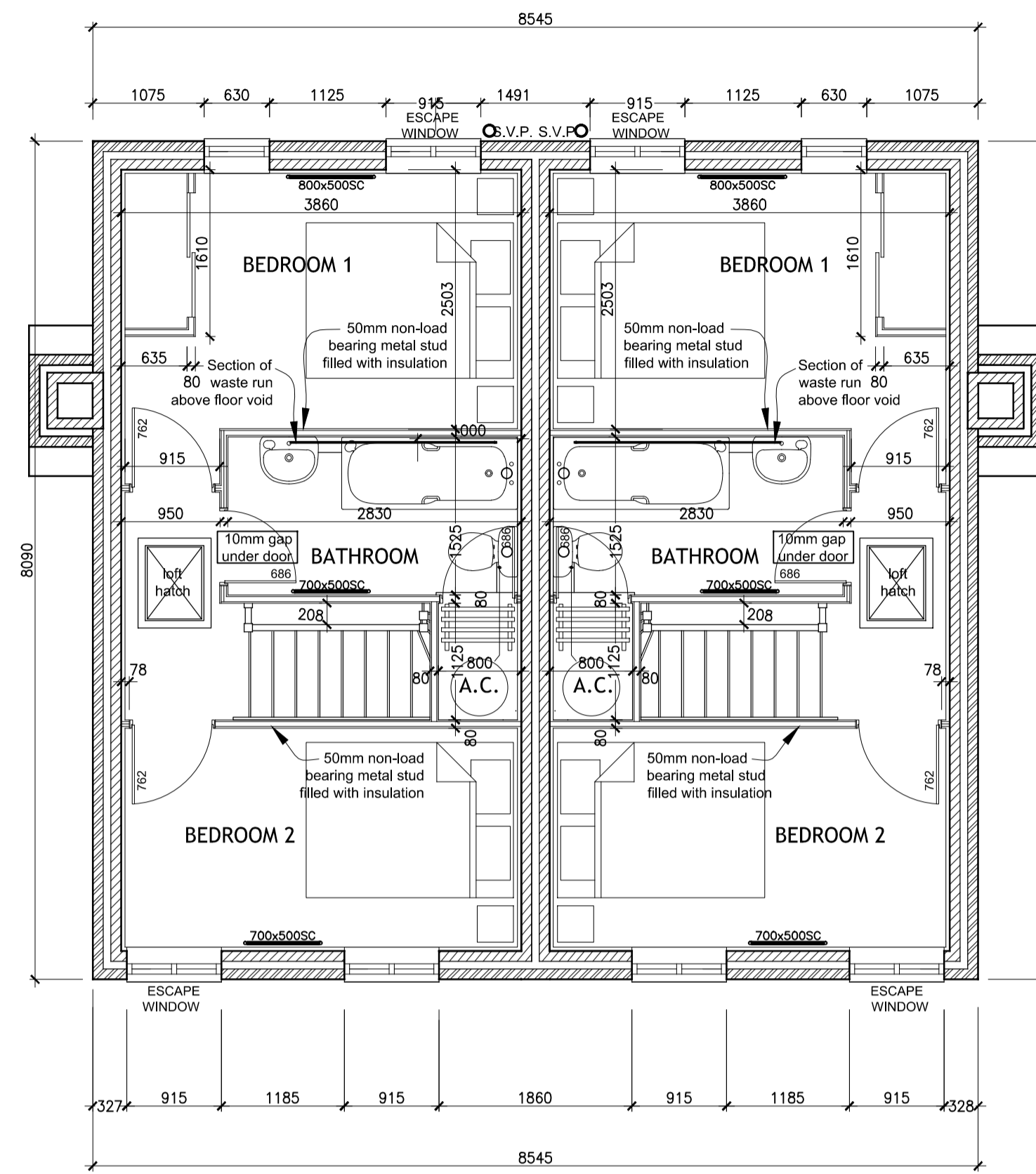
TOOLS & HAZARDOUS MATERIALS
 All tools, hazardous materials, toxic substances or solvents must be used, stored and disposed of in strict accordance with current C.O.S.H.H. regulations.

CDM REGULATIONS
 The risk assessment for this scheme is available from 'Penn Architectural Ltd.' upon request. Whether or not implied on this drawing, consideration should at all times be given to the use of the "safest" materials and processes during the construction of the works. Where a required specification is not provided on this drawing, please refer immediately to 'Penn Architectural Ltd.' for information. Where the client or contractor provides their own specification for any part of the works, or changes any aspect of the design, they will be responsible as the 'Designer' under the CDM Regulations for that portion of the works, unless prior approval is received from 'Penn Architectural Ltd.'.



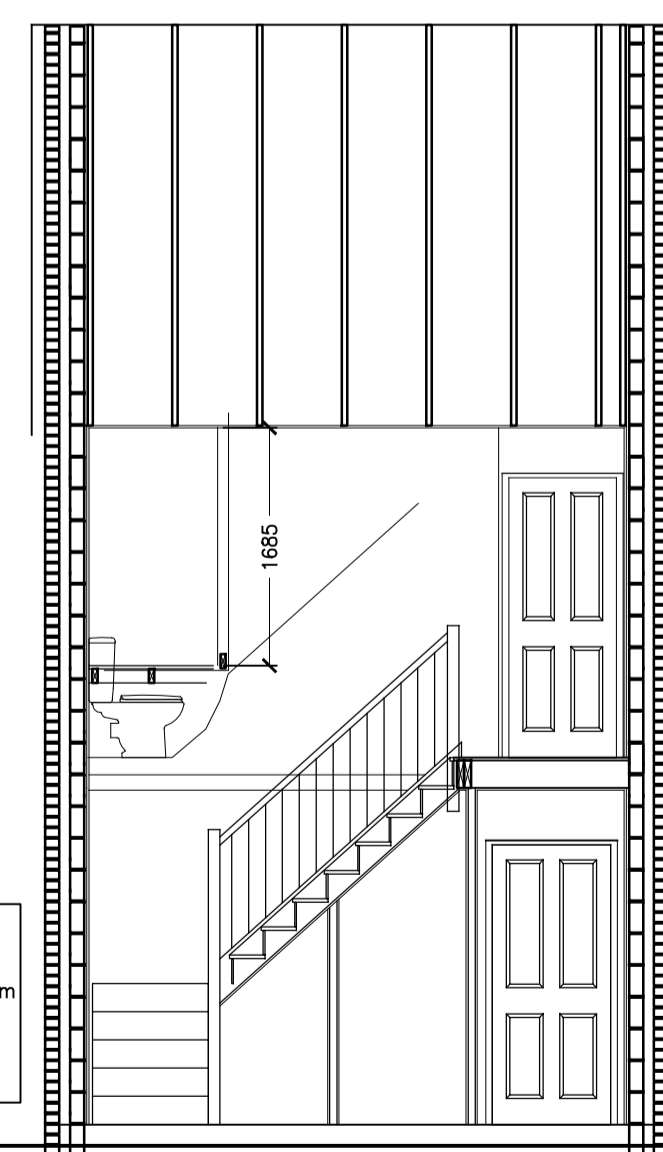
PLOT 1 PLOT 2

GROUND FLOOR

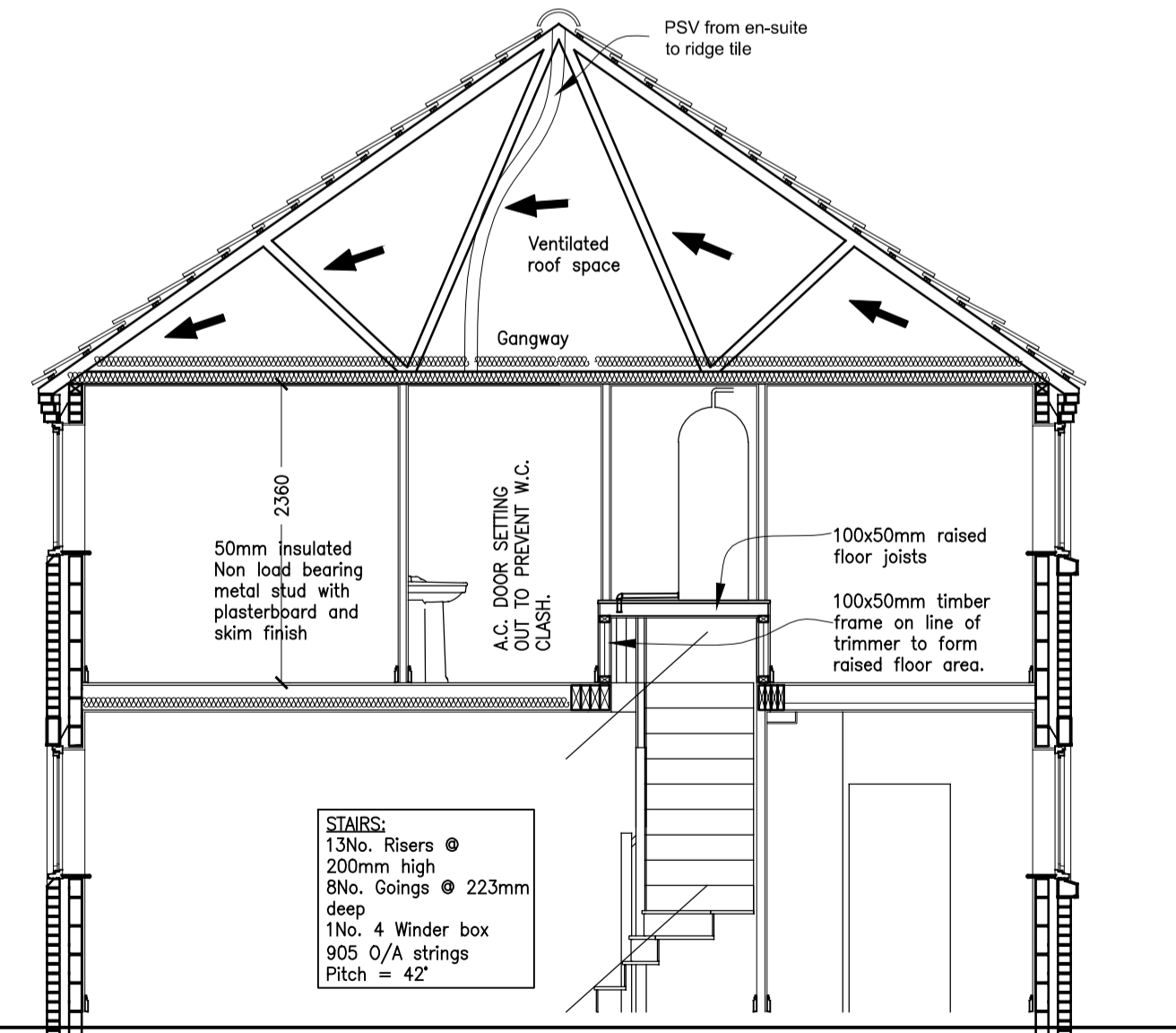


PLOT 1 PLOT 2

FIRST FLOOR



STAIRS:
 13No. Risers @ 200mm high
 8No. Goings @ 223mm deep
 1No. 4 Winder box
 905 O/A strings
 Pitch = 42°



STAIRS:
 13No. Risers @ 200mm high
 8No. Goings @ 223mm deep
 1No. 4 Winder box
 905 O/A strings
 Pitch = 42°

'CASTLE' SECTIONS

REV	DATE	COMMENTS

CONTRACT :
 Rear Land of 18,19 & 20 Bratton Road, Bratton, Telford.

PENN ARCHITECTURAL
 26 Main Road, Kettle Bank, Telford, TF2 0DH
 Tel : 01952 375394
 Email : info@pennarchitectural.co.uk
 Website : www.pennarchitectural.co.uk

DRAWING TITLE :
 Proposed Semi Detached House Plans and sections

SCALE	DRAWING ISSUE STATUS	
A1 1:50	Planning	
DRAWN	DRAWING No.	REV
N.P.	BR-002	.
DATE	05.05.2015	