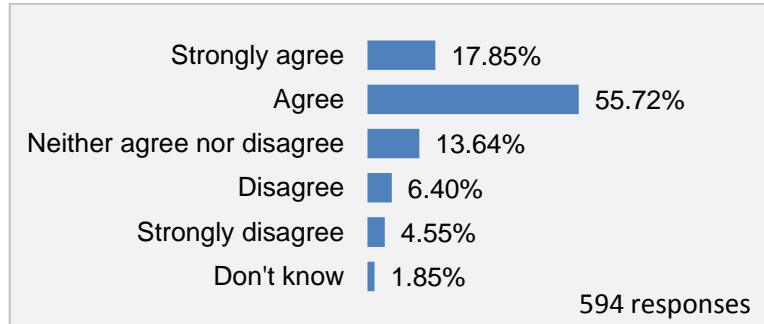


Council Tax Support Consultation

Survey summary

Q1 – Please tell us what extent do you agree or disagree with our principles?

Of the 594 responses to this question, the majority of respondents (73.6%) agreed with the principles and small amount (10.9%) who did not agree.



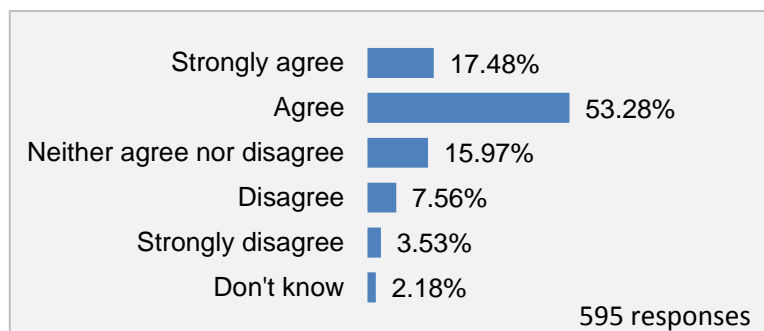
Of those (10.9%) who disagreed with the proposal we asked them to tell us why. 92 people provided an answer to this and is broken down below. A list of full text responses are detailed in Appendix A.

If you disagree with our principles, please tell us why

Principle 1	5
Principle 2	10
Principle 3	13
Principle 4	7
Principle 5	2
Financial	33
Other	28

Q2 – Please tell us to what extent do you agree or disagree with keeping these features?

The greatest proportion (70.8%) of respondents agreed to keeping the features detailed in the survey.



Those who disagreed (11%) were asked to tell us why they disagreed with the proposal and is broken down below. A detailed list of reasons are in Appendix A.

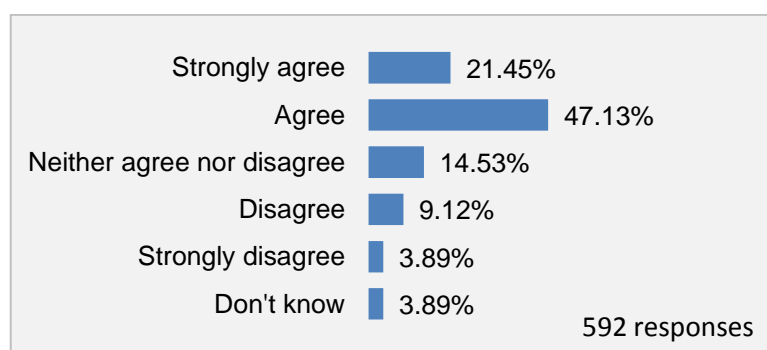
If you disagree with keeping these features, please tell us why

The cuts in government funding applies equally to all working age customers	1
We protect the severely disabled and those receiving specific types of income	8
We reduce savings and capital limits to £6,000	17
We limited claims for backdated benefits to one month	4
We introduce a £2.50 minimum award level	7
We removed the 'second adult' rebate for working age	12
We introduced a discretionary scheme to deal with extreme financial hardship	10
Other	33

Q3 – Please tell us to what extent do you agree or disagree with Proposal 1?

Proposal 1 – Introduction of an upper limit (a cap) on income from state benefits

After reading the details, (68.6%) agreed with Proposal 1 whilst (13%) disagreed.



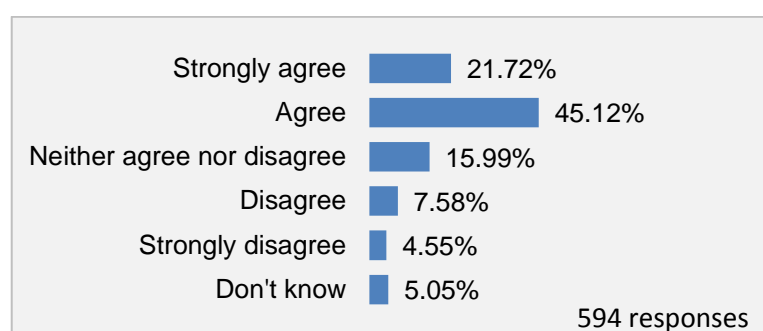
Below is a breakdown of those respondents who disagreed with Proposal 1. A full list of reasons why are detailed in Appendix A.

If you disagree with Proposal 1, please tell us why

All people should contribute more	1
Benefits are included and added up as income	24
Upper limit for single people £13,400 is set far too low	2
£350 per week for single people who have no children	5
DLA should not affect the cap as that income is significant	3
£500 limit is too high for couples on benefits	2
Armed forces personnel in receipt of benefits	2
Cap on benefits	6
Cap should be lower	6
Other	42

Q4 – Please tell us to what extent do you agree or disagree with Proposal 2?

Proposal 2 – Introduction of an estimated minimum weekly income for working age self employed people who have been trading more than 12 months



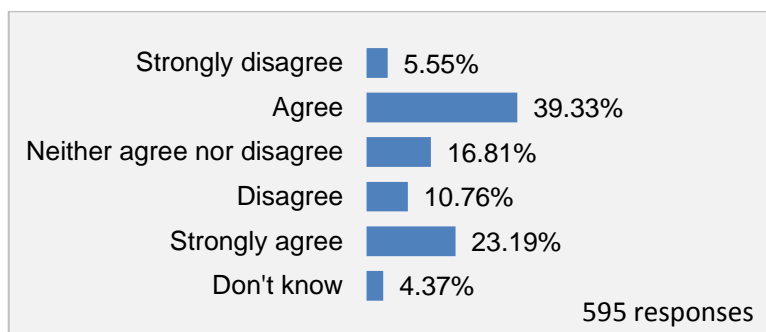
The largest proportion (66.8%) agreed with Proposal 2 with 12% who disagreed. Those who disagreed with this proposal gave reasons why and below is a table showing a breakdown. A full list of responses are detailed in Appendix A.

If you disagree with Proposal 2, please tell us why

Unfair and could mean they are worse off than someone on JSA	17
Sooner than 12 months	2
Full accounts as basis of money	16
More than 12 months	11
Other	33

Q5 – Please tell us to what extent do you agree or disagree with Proposal 3?

Proposal 3 – The removal of the ‘Family Premium’ from the assessment of Council Tax Support



Even though the largest proportion agreed with Proposal 3 (44.8%) notably more respondents disagree (34%) with this proposal than the other proposals.

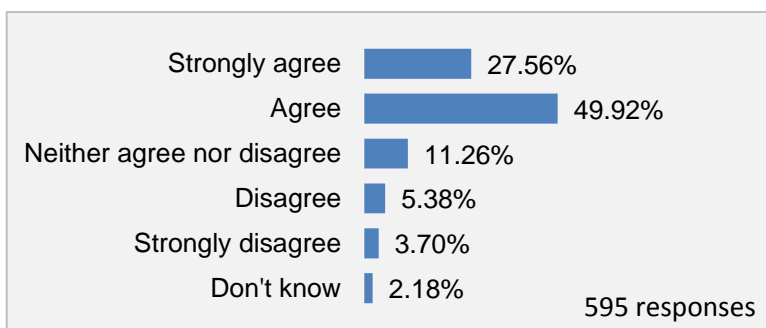
Below is a breakdown of the responses that disagreed with Proposal 3. A full list of text responses are detailed in Appendix A.

If you disagree with Proposal 3, please tell us why

Families with children who suffer	39
Reduce figure	4
Discontinue for current claimants	2
New and existing families should not be different	15
Unfair	7
Only provide support to those unable to work	2
Other	24

Q6 – Please tell us to what extent do you agree or disagree with Proposal 4?

Proposal 4 – Our intention to only consult on our future Council Tax Support scheme once every four years

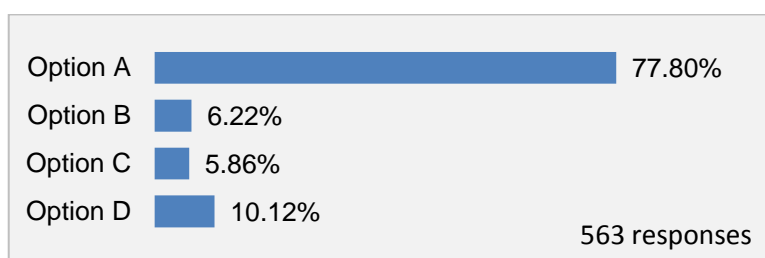


The majority of responses (77.5%) agreed with Proposal 4 with 9% who disagreed. The table below shows a breakdown of those respondents who disagreed. A full list of text responses are detailed in Appendix A.

If you disagree with Proposal 4, please tell us why

Need to consult more often	29
Electronic feedback	2
Before elections	3
Other	21

Q7 – Please tell us which option you would like the Council to take?

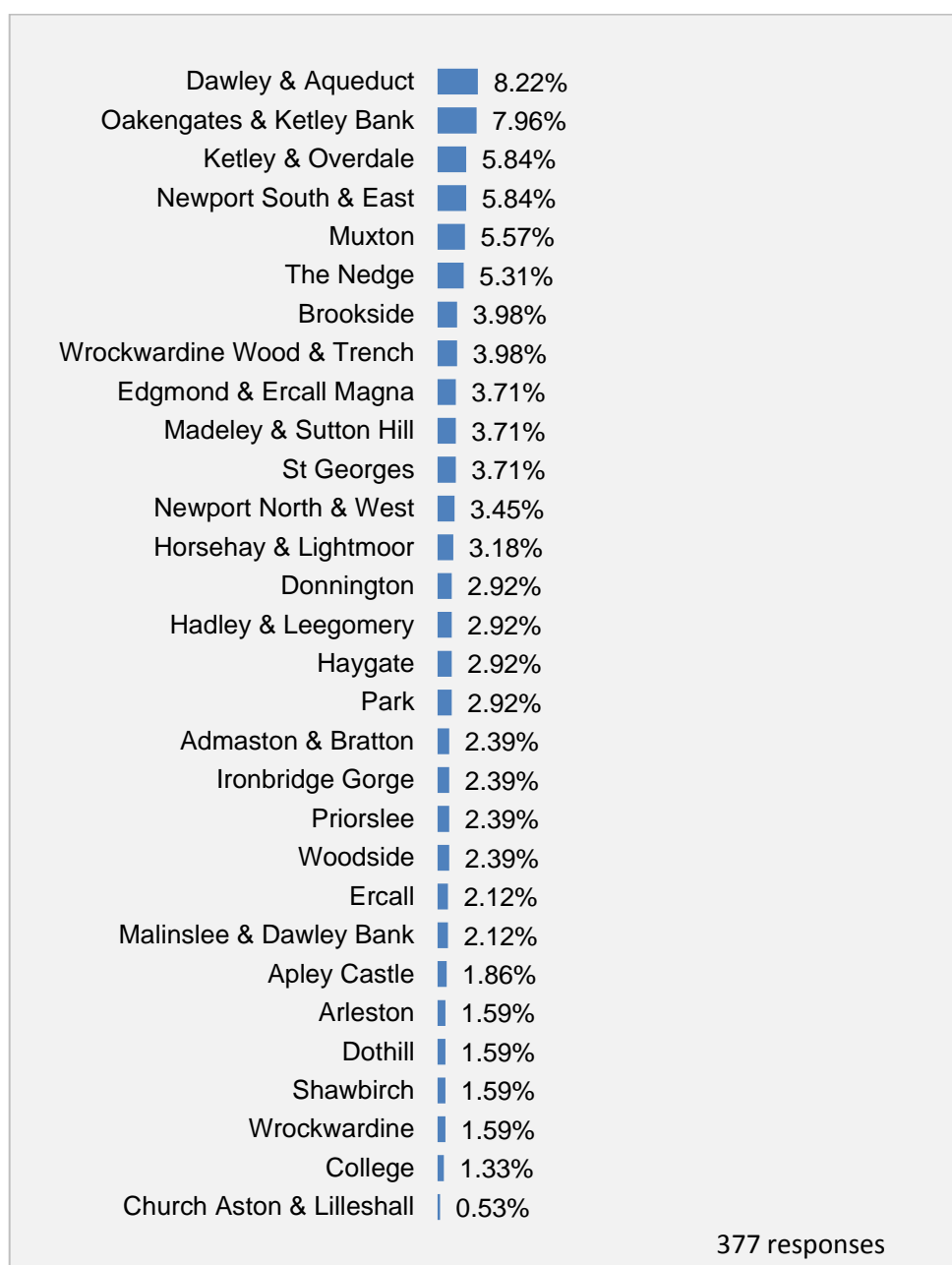


Telford & Wrekin Council recommended Option A as the fairest way we can reduce the costs of the scheme whilst protecting the majority of households. From the above table (77.8%) of respondents supported the recommendation of Option A with the rest (22.2%) choosing one of the other options.

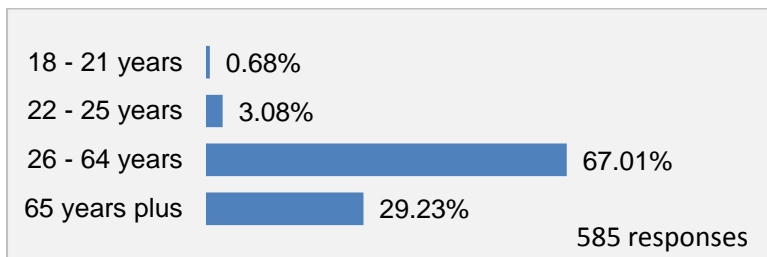
Just over 100 respondents made comments on the options or told us of any alternative options which are detailed in Appendix A. Also those completing the survey were asked how they felt our proposed changes would affect particular individuals or groups of people more than others. Full text responses are detailed in Appendix A.

Demographics

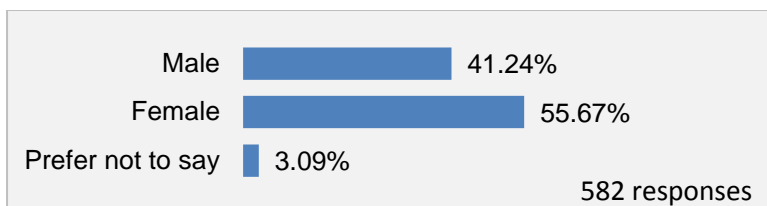
Wards



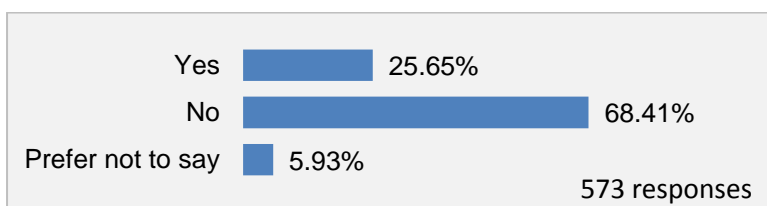
Age



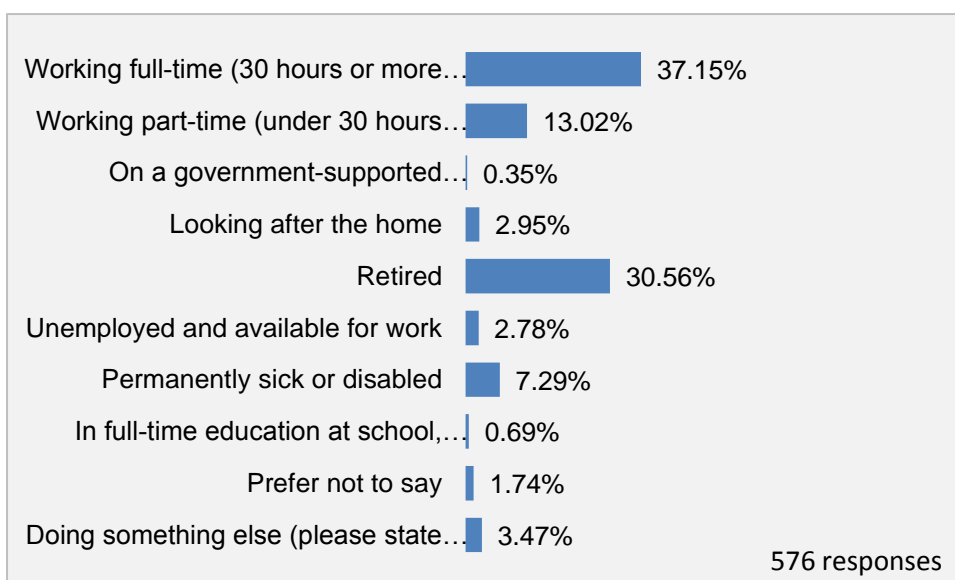
Gender



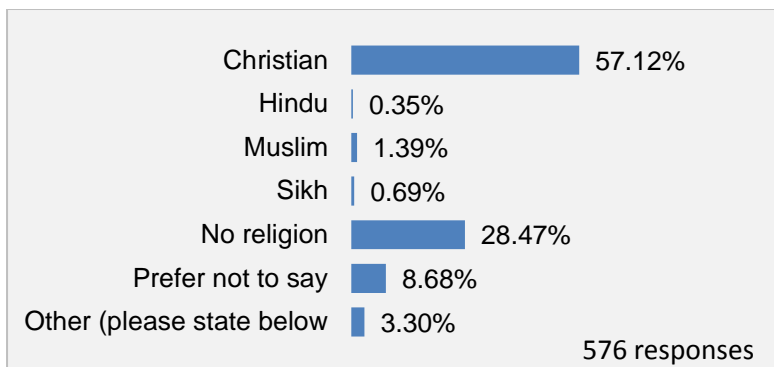
Long-standing illness or disability



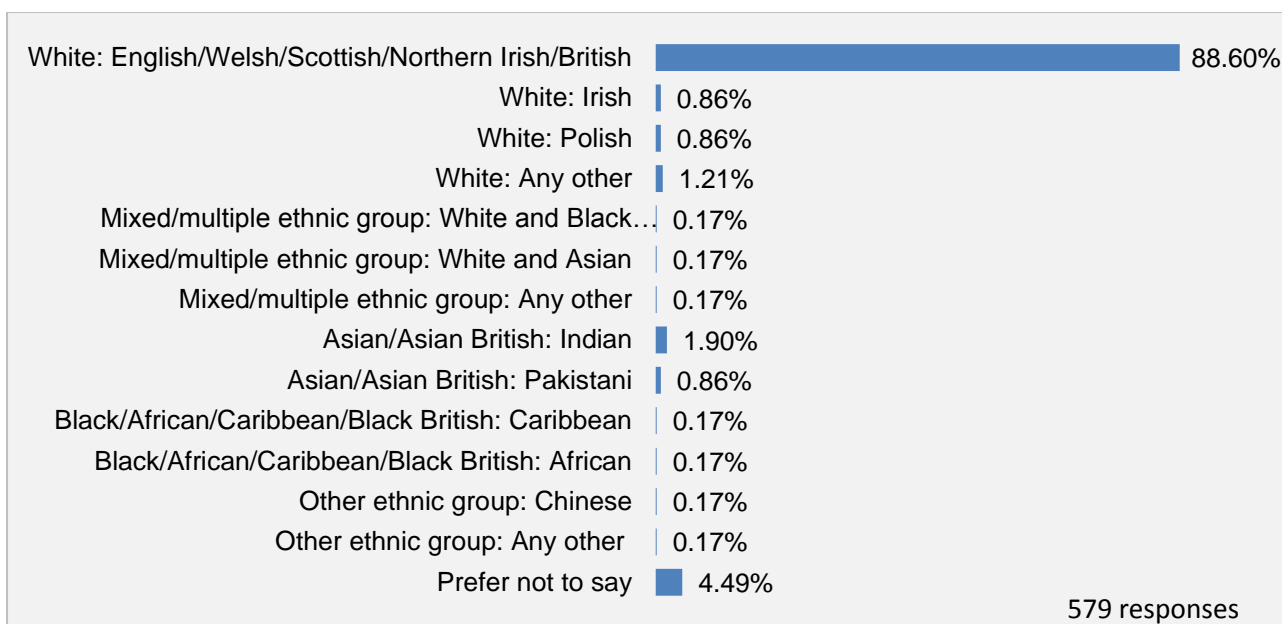
Which activity best describes what you are doing at the moment?



Do you belong to any particular religion or hold particular beliefs?



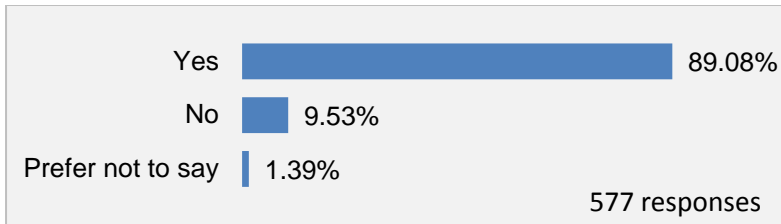
Ethnicity



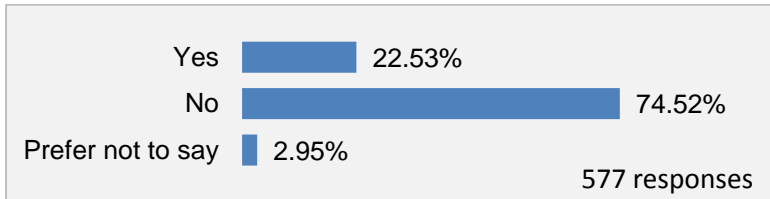
Do you have an armed forces connection?



Do you pay Council Tax to Telford & Wrekin Council?



Are you currently receiving Council Tax Support in Telford and Wrekin?



If you are responding to this consultation in your capacity as a representative please identify which organisation

