




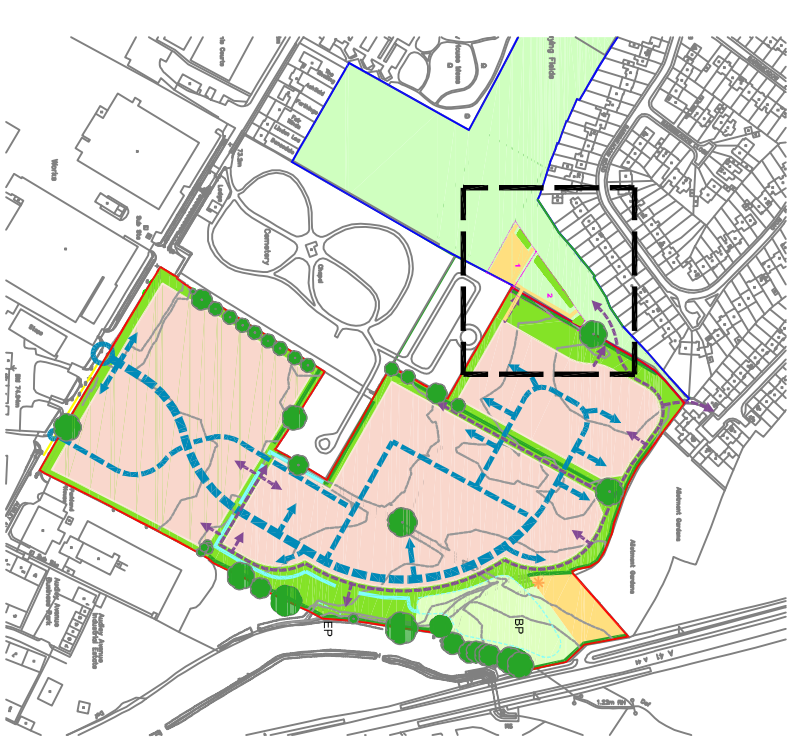


KEY

-  Formal Public Open Space
-  Proposed low shrubs/ ground cover planting
-  Enhancements to Existing Public Open Space / Playing Fields
-  Existing Trees & Hedgerows Retained
-  Proposed NEAP:
- 1 - Multi-use games area 1000m²
- 2 - Equipped childrens play area 1400m²



Keyplan

St Modwen
Audley Avenue
Newport

PROPOSED PLAY AREA

1-1250 @ A1 / 1-2500 @ A3
February 2012
2880-L-11 rev A

environmental assessment
urban design
ecology
landscape architecture
landscaping

FPCE Environment and Design Ltd
Lockington Hall
Drove
Widmore
E. 01508 672772
F. 01508 672773
E. m.hughes@fpce.co.uk
W. www.fpce.co.uk

