

Top 5 issues – Quarter 4

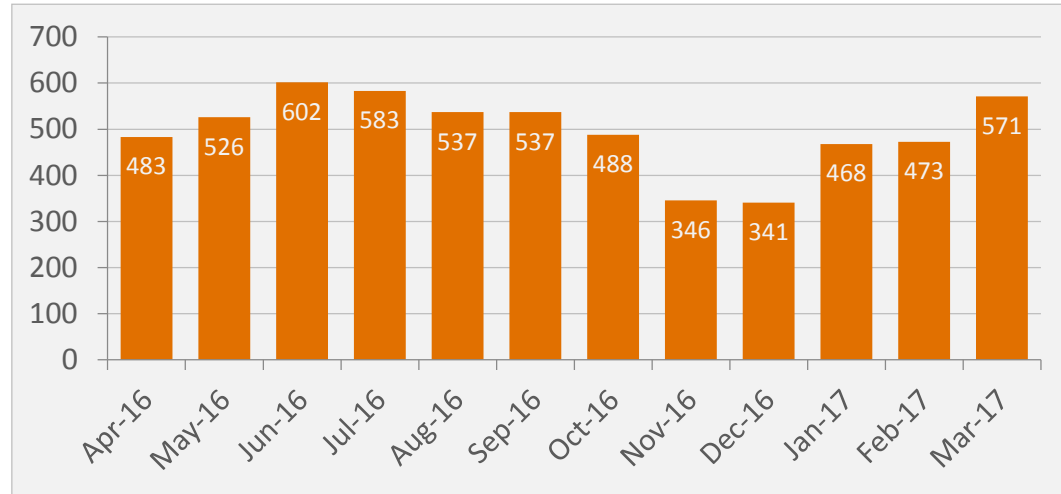
Rank	Issue	Reports Received	Top areas	
1	Fly Tipping	1,512	Brookside	Malinslee
2	Abandoned Vehicles	221	Malinslee & Dawley Bank	Woodside
3	Litter	213	Hollinswood & Town Centre	College
4	Dog Fouling	147	Newport	Trench
5	Graffiti	93	College & Arleston	Wombridge & Oakengates

Top 5 issues – Rolling Year

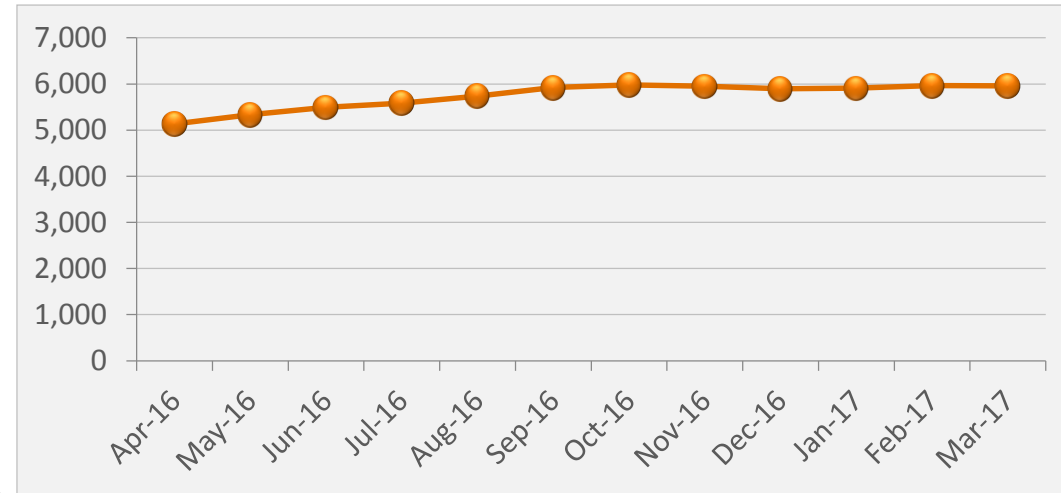
Rank	Issue	Reports Received	Top areas	
1	Fly Tipping	5,917	Brookside	Malinslee
2	Abandoned Vehicles	775	Malinslee & Dawley Bank	Woodside
3	Litter	706	College & Arleston	Shawbirch
4	Dog Fouling	332	Newport	Trench
5	Graffiti	303	College & Arleston	Town Centre

Fly Tipping Reports received

Reports by month



Total reports rolling year



Top streets for reporting

Quarter 4

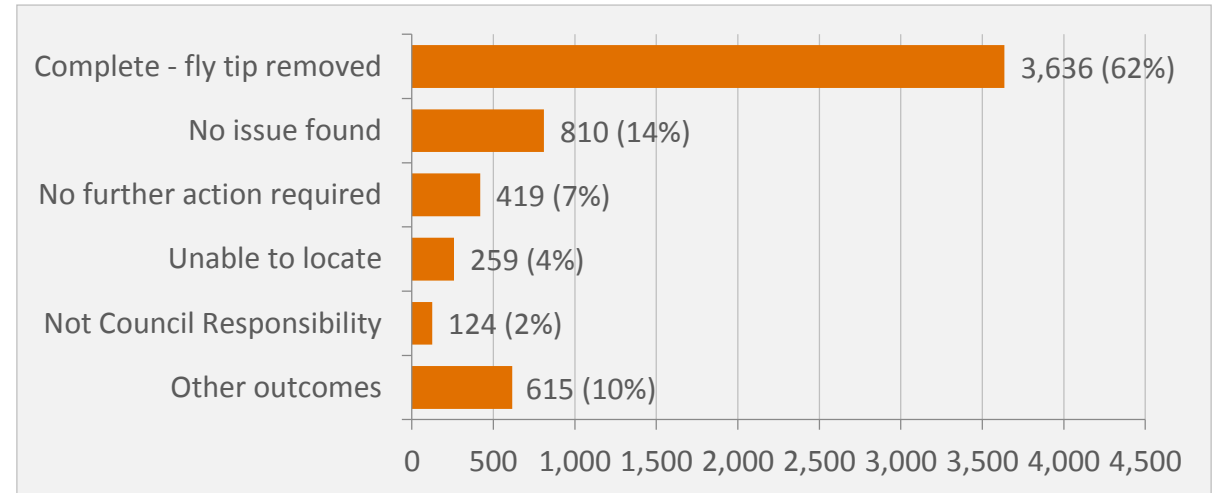
[View Data](#)

Burford, Brookside	41
Bishopdale, Brookside	39
Spout Way, Malinslee	37
Boulton Grange, Randlay	31
Beaconsfield, Brookside	30
Blakemore, Brookside	28
Willowfield, Woodside	18
Southgate, Sutton Hill	18
M54 Junctions 6 to 7	17
Wantage, Woodside	15

Rolling Year

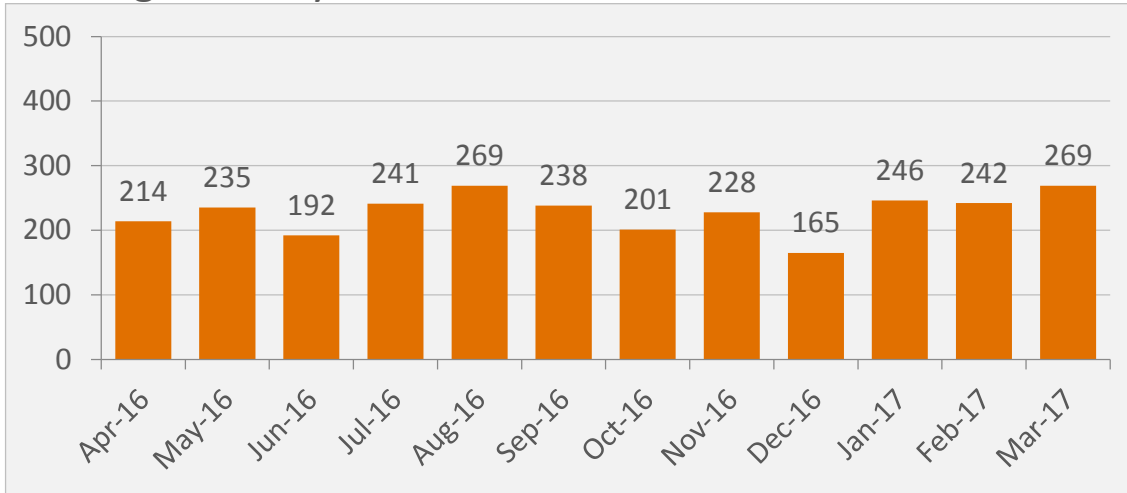
Bishopdale, Brookside	155
Burford, Brookside	145
Blakemore, Brookside	104
Spout Way, Malinslee	96
Warrensway, Woodside	77
Boulton Grange, Randlay	74
Beaconsfield, Brookside	69
Woodrows, Woodside	66
Hurleybrook Way, Leegomery	59
Southgate, Sutton Hill	59
Willowfield, Woodside	59

Outcome of reports received in rolling year

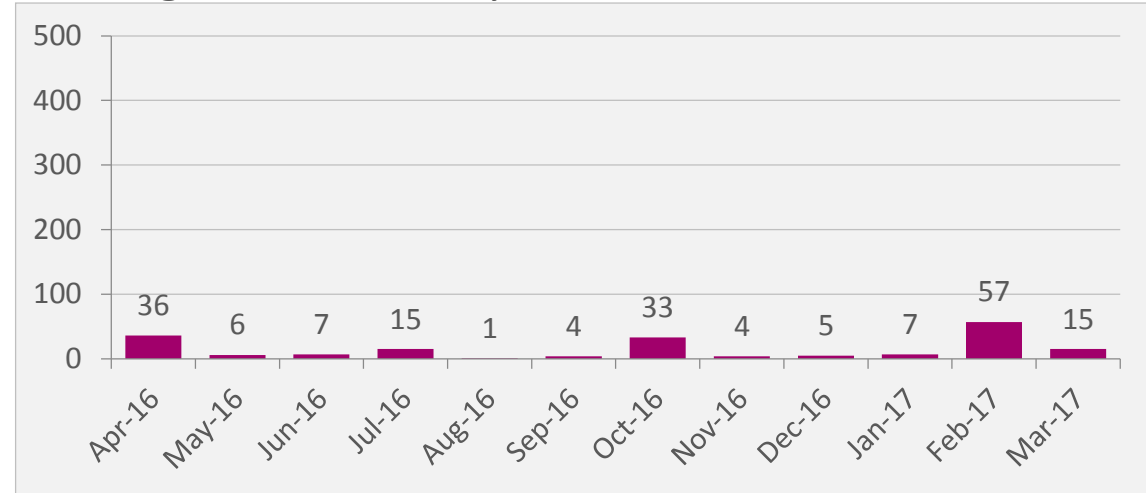


Fly Tipping – Enforcement Activity

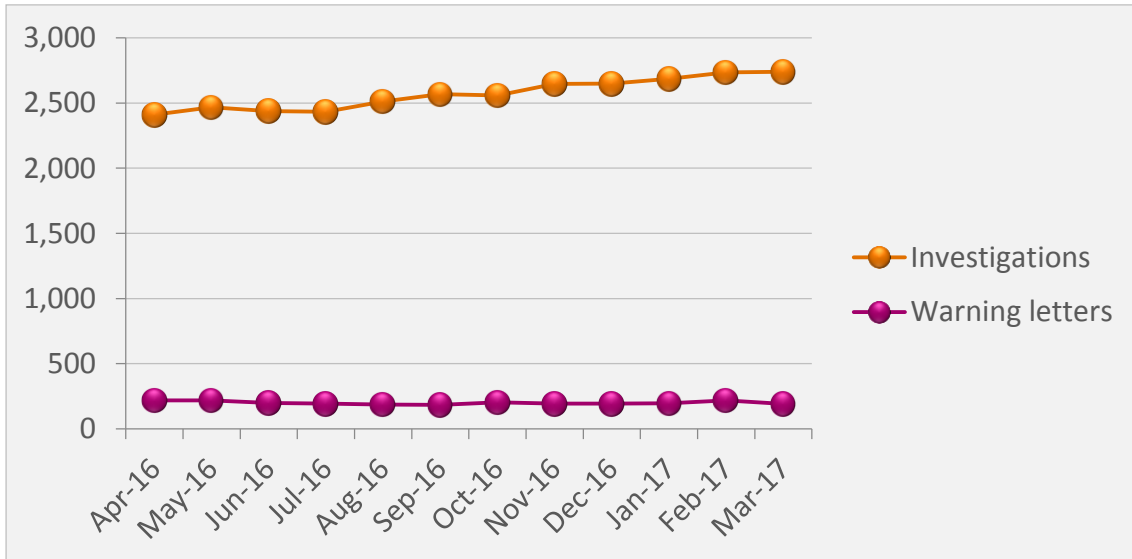
Investigations by month



Warning letters issued by month



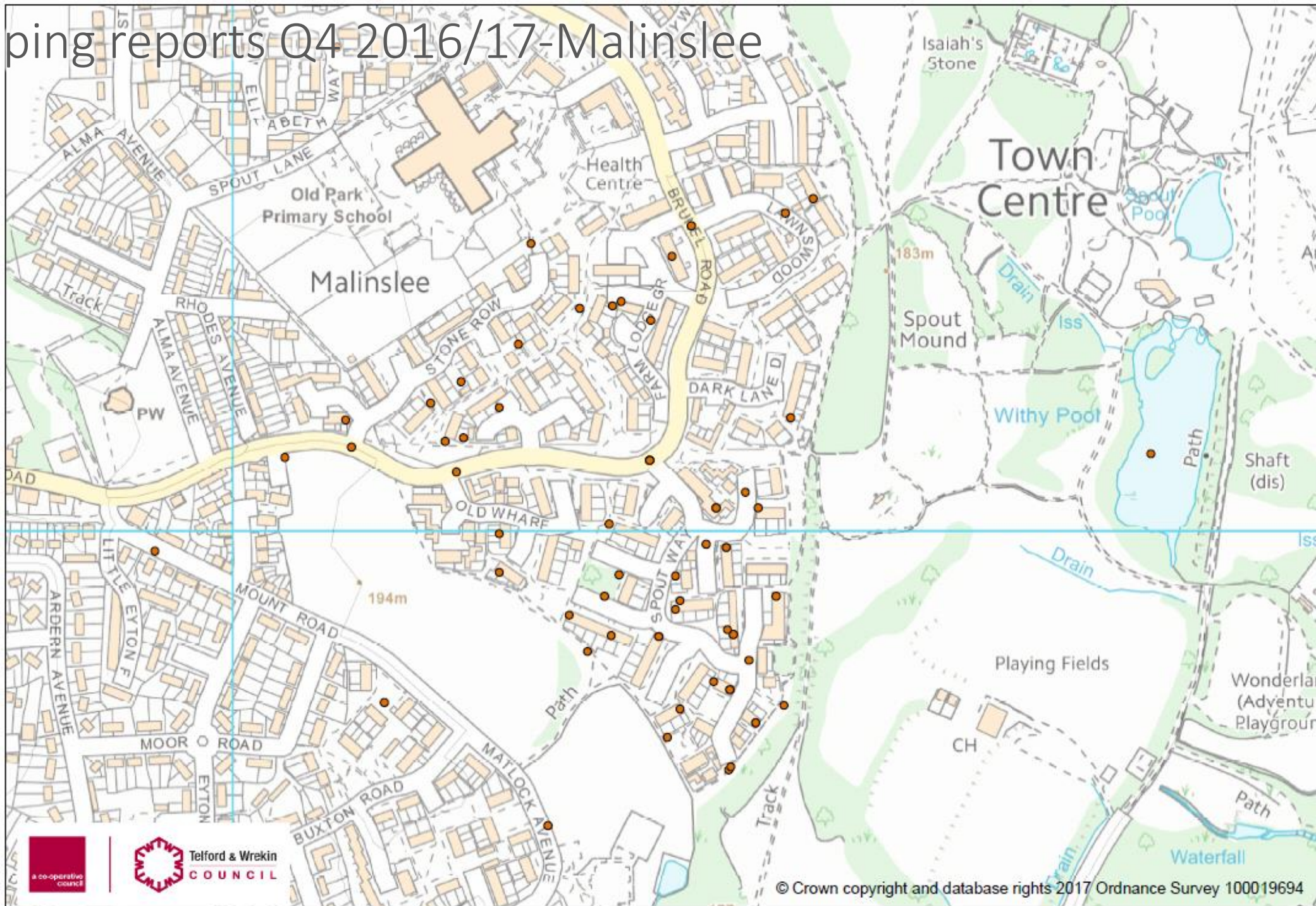
Rolling year trends



All activities

Activity	Quarter 4	Rolling Year total	12 month change
Investigation	757	2,740	+290
Warning letter	79	190	-5
Fixed penalty notice	0	0	-3
Duty of care inspection	2	12	+5
Prosecution	0	1	+1
Fly tips removed	1,058	3,722	+86

Fly Tipping reports Q4 2016/17-Malinslee



Fly Tipping Reports

Top streets in quarter – type of fly tip

Type of fly tip reported	Burford	Bishopdale	Spout Way	Boulton Grange	Beaconsfield	Blakemore	Willowfield	Southgate	M54 Junctions 6 to 7	Wantage
Other Household	10	5	7	5	6	2	3	3	5	7
Black Bags Domestic	7	9	4	5	1	6	1	5	1	3
Bed or Mattress	7	5	4	2	2	8	3		3	1
Other	2	3	8	6	4	4		1	2	
Abandoned Bin	7		2	1	4		4	2		1
Settee or Chairs	2	3	3	2	3	2	3	1		
Furniture	1	1	1		6		3	2	2	1
White Goods	2	4	1	2	1	2			1	2
Type not recorded		6			2	2		2		
DIY	2	1	1	4					1	
Tyres				1	1		1		1	
Carpet			2	1						
Tree Branches or Grass Cuttings			3							
Other Commercial		1				2				
Other Electrical	1		1					1		
Black Bags Commercial		1		1						
Vehicle Parts								1		
Animal Carcass				1						
Construction or Demolition or Excavation									1	
Total	41	39	37	31	30	28	18	18	17	15