

**SOFT LANDSCAPE FEATURES**

- Site Boundary
- Existing hedgerow planting to be removed (Removed in accordance with BS: 5837 2012)
- Existing hedgerow planting to be retained with RPA (Work with tree & hedgerow root protection area to be in accordance with BS: 5837 2012)
- General Purpose Meadow Mixture

**Wildflower species mix listed below:**  
 Yellow Achillea millefolium, Common Knapweed Centaurea nigra, Wild Carrot Daucus carota, Hedge Bedstraw Galium mollugo, Lady's Bedstraw Galium verum, Oxeye Daisy Leucanthemum vulgare, Bird's-foot Trefoil Lotus corniculatus, Ribwort Plantain Plantago lanceolata, Cowslip Primula veris, Meadow Buttercup Ranunculus acris, Yellow Rattle Rhinanthus minor, Common Sorrel Rumex acetosa, Red Campion Silene dioica, White Campion Silene alba, Cornflower Centaurea cyanus & Field poppy Papaver rhoeas.

**Grasses:**  
 Common bent Agrostis capillaris, Chewings fescue Festuca rubra subsp. commutata, Highland bent Agrostis castellana & Crested dogtail Cynosurus cristatus.

Grass seed mixture to be sourced from certified local provenance seed stock. Ground surface will be cleared of weed growth either removed by hand or through the application of an approved Glyphosate based herbicide (all herbicides should only be handled by certified users and in accordance with COSHH Regulations 2002). Topsoil in this area should be stripped. The ground should then be raked to produce a medium tillth. Sowing operation will be carried out at the first opportunity in Spring or late Autumn (at rate indicated). The grass will be allowed to establish over the first growing season with a single mowing operation in the Autumn to top out any weed growth. On-going mowing operations will be carried out either once annually in the Spring, or twice annually in the Spring and Autumn. If grass species become dominant, Grass will not be cut during late Spring and Summer months to allow flower and herb species to germinate. Hay arisings to be removed following late Autumn cut.

ABBR	SPECIES	SUPPLY	SIZE(cm)	HABIT	CTRS(m)
GRATMON	Crataegus monogyna	2x Fhd	125/150	2 Breaks	0.30

Hedgerow shrubs to be supplied as bare root stock unless stated and to be planted in accordance with the implementation and maintenance guidelines. No hedgerow shrub species, size or location should not be altered without prior approval from the Landscape Designer. Hedgerow shrubs to be planted on a double staggered row, 250mm apart with no less than 6per linear metre within a 50cm wide bed in accordance with the implementation and maintenance guidelines. Shrubs are to have an upright central stem furnished with evenly spread and balanced lateral growth the full length of the stem. Shrubs to be attached to a double line support fence using an approved clip tie and cut back to 1m in height at time of planting.

REF	ABBR	SPECIES	SUPPLY	SIZE(cm)	GIRTH(cm)	CTRS(m)
T1	QUERO	Quercus robur	Extra Heavy Std	500/600	-	as shown
T2	BETWA	Betula utilis Jacquemontii	Multi Stem	175/200	-	as shown

All trees to be planted in accordance with the implementation and maintenance guidelines. The tree planting schedule and landscape proposal must be referred to by the Structural Engineer during foundation design. No tree species, size or location should be altered without prior approval from the Landscape Designer.

ABBR	SPECIES	MIX (%)	SUPPLY	SIZE(cm)	HABIT	CTRS(m)
VIBOP	Viburnum opulus	20	T1+1	60/80	3	1.00 - 1.50
PRULSP	Prunus spinosa	15	T1+1	60/80	3	1.00 - 1.50
ILEAO	Ilex aquifolium	10	2L	60/80	3	1.00 - 1.50
CORSA	Cornus sanguinea	35	T1+1	60/80	3	1.00 - 1.50

All Shrubs to be planted in accordance with the implementation and maintenance guidelines. The tree planting schedule and landscape proposal must be referred to by the Structural Engineer during foundation design. No tree species, size or location should be altered without prior approval from the Landscape Designer.

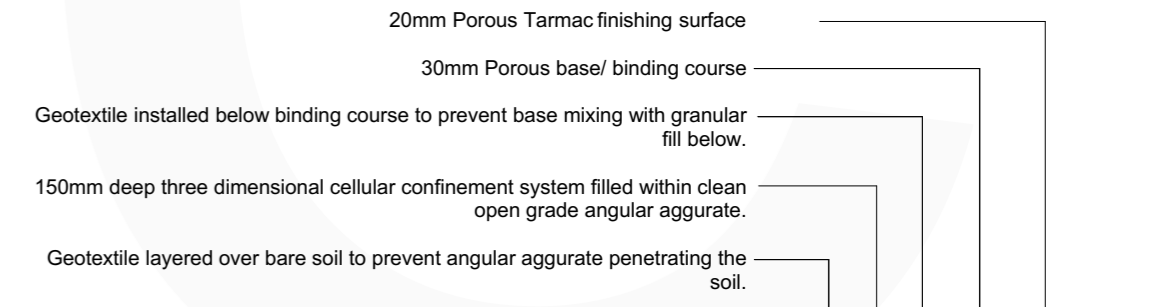
ABBR	SPECIES	SUPPLY	SIZE(cm)	HABIT	CTRS(m)
VIBDA	Viburnum davidii	10L	40/60	Bushy	0.70
SKJASU	Spiraea japonica 'Rubella'	10L	40/60	Bushy	0.60
ROSOFF	Rosmarinus officinalis	10L	40/60	Bushy	0.70
PRULAOL	Prunus laurocerasus 'otto Luyken'	10L	60/80	Bushy	0.70
LAVANH	Lavandula angustifolia 'Hidcote'	10L	30/40	Bushy	0.60
HEBALRE	Hebe albicans 'Red Edge'	10L	30/40	Bushy	0.65
EUOFOEG	Euonymus fortunei 'Emerald Gaiety'	10L	30/40	Bushy	0.60
CHOAP	Choisya 'Aztec Pearl'	10L	40/60	Bushy	0.70
BRASU	Brachyglottis 'Sunshine'	10L	40/60	Bushy	0.75

All Shrubs to be planted in accordance with the implementation and maintenance guidelines. The tree planting schedule and landscape proposal must be referred to by the Structural Engineer during foundation design. No tree species, size or location should be altered without prior approval from the Landscape Designer.

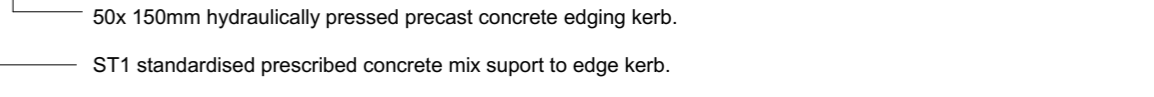
**HARD LANDSCAPE FEATURES**

- Closeboard Fencing (1.8m in height)
- Stone Garden Wall
- Paving Slabs
- Permeable Tarmac

**NOTE: All subject to Highway Engineers Specification & Details**



**NOTE: All subject to Highway Engineers Specification & Details**



Proposed Hard surface build up in RPA  
 Scale 1:10 @ A1

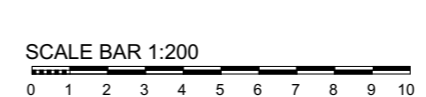
Rev No.	Date.	Rev.	By.	Chk.

**PLANNING**

Scale.	Date.	Drawn by.	Chk.
1:200 @ A1	May '17	AT	BE



<b>Project Title.</b>	Land at Bettisfield, Nr Newport		
<b>Client.</b>	Lee Smith		
<b>Drawing Title.</b>	Landscape Plan		
<b>Project No.</b>	<b>Drawing No.</b>	<b>Revision.</b>	
BA1635	PL-013	-	



**IMPLEMENTATION AND MAINTENANCE GUIDELINES**

**GENERAL**  
 All plants shall conform to BS 3936 and be in accordance with the National Plant Specification. All plants shall be packed and transported in accordance with the code for practice for Planting Handling as produced by CPSE. Planting shall not be carried out when the ground is waterlogged, frostbound or during periods of cold drying winds. All bare root dipped in approved water retaining polymer.

If the formation level is compacted it should be ripped through before topsoiling. Recommended topsoil depths are 300mm for shrubs and 150mm for grass.

**ORNAMENTAL SHRUBS AND TREES**

**GROUND PREPARATION**  
 Where necessary treat existing weeds with a glyphosate based herbicide and allow a suitable period as recommended by the manufacturer for this to take effect. A general all purpose slow release fertiliser at the rate of 75g/m<sup>2</sup> and Tree Planting and Matching Compost at the rate of 20litres/m<sup>2</sup> are to be incorporated into the top 150mm of topsoil during final cultivation. All extraneous matter such as wood, metal, plastic and stone greater than 50mm in diameter shall be removed from site.

Tree pits to be specified size are to be excavated and the base broken up a further 150mm with the sides well scarified to prevent smearing. All trees up to and including selected standards are to be supported with a single 75mm diameter stake. All rootball, container grown and trees over heavy standard size shall be double staked. Stakes should be driven 500mm into undisturbed ground before planting in the tree, taking care to avoid underground cables and services.

**PLANTING**  
 Shrubs and hedges are to be set out as shown on the drawing and pit planted into the prepared soil at the specified centres with minimal disturbance to the rootball and well firm in.

Trees are to be placed into the pits and backfilled with topsoil incorporating slow release fertilizer and Tree Planting and Mulching Compost as specified. Firm trees in well and secure with proprietary rubber tree ties and spacers.

Water in all trees and shrubs at the end of each day of planting.

**MAINTENANCE**  
 The landscape contractor shall maintain all areas of new planting for a period of 12 months following practical completion. All stock deemed to be dead, dying or diseased within the defects period shall be replaced by the contractor at his own cost.

The site is to be visited monthly throughout the year to undertake the following operations.  
**WEED CLEARANCE:** All planting areas are to be kept weed free by hand weeding or herbicide treatment.  
**LITTER CLEARANCE:** All litter is to be removed from planting beds.  
**CHECKING TREES:** All tree ties and stakes are to be checked and adjusted if too loose, too tight or if chaffing is occurring. Any broken stakes are to be replaced.  
**WATERING:** Planting areas are to be brought up to field capacity at each visit and each tree is to receive 20 gallons.  
**FORMATIVE PRUNING:** Any damaged shoots/branches are to be pruned back to healthy wood. Plants are to be pruned in accordance with good horticultural practice to maintain healthy well-shaped specimens.

**NATIVE PLANTING**

**GROUND PREPARATION**

**FOR NOTCH PLANTING:** All herbaceous material with the proposed planting area shall be sprayed out using an approved herbicide at least 2 weeks before planting and the ground shall be cultivated to a depth of 150mm.  
**FOR PIT PLANTING:** A 900mm diameter circle shall be sprayed out at each planting centre using an approved herbicide at least 2 weeks before planting.

**PLANTING**  
 All bare rooted stock is to be root dipped in water retaining polymer. Proposed native planting is to be planted on an informal 1m grid. To avoid straight lines each planting centre can be moved up to 350mm in any direction. Major species generally to be planted towards the centre of each block in groups of 5 to 9 of the same species. Minor species to be planted in groups of 3 to 6 towards the edge of each block.

All stock to be protected from rabbit damage using the approved proprietary tree and shrub shelters, 900mm and 600mm high respectively, secured with stakes and ties as advised by the manufacturer.

**MAINTENANCE**  
 Used approved herbicides a 900mm diameter circle centred on each planting centre shall be kept weed free throughout the maintenance period. During the Autumn of the maintenance period the CA will prepare a list of all plants which are dead, dying or diseased and are to be replaced during the following planting season.

**NATIVE HEDGE PLANTING**

**SETTING OUT**

The hedge line shall be set out using 38x38x1200mm stakes at a maximum of 7m intervals.

**PREPARATION**

All herbaceous materials within 750mm of the centreline shall be sprayed out using an approved herbicide at least 2 weeks before planting.

**PLANTING**

Plants shall be notch planted in 2 rows 250mm apart and staggered at 300mm centres. Hedgerows to be protected by timber post and rabbit proof wire fence. Transplant hedgerow shall be protected with 600mm proprietary shelter secured with a stake/cane and ties as recommended by the manufacturer.

**MAINTENANCE**

Using approved herbicides a 800mm wide swathe centred on the hedgerow shall be kept weed free throughout the maintenance period. During the Autumn of the maintenance period the CA will prepare a list of all plants which are dead, dying or diseased and are to be replaced during the following planting season.

**GRASS**

**PREPARATION**

The area to be turfed or seeded shall be sprayed out with a glyphosate herbicide and cultivated to a depth of 100mm removing all weeds, debris and stones over 25mm in diameter. The surface shall be raked to smooth flowing contours with a fine tillth, incorporating pre-seeding fertiliser at 70g/m<sup>2</sup>

**DELIVERY & STORAGE**

Turf shall be supplied in accordance with BS3936. Turf shall be close textured and green in colour and be sufficiently fibrous to withstand handling. Turves shall be regular in shape, 300mm wide and of uniform thickness (minimum 25mm). The grass shall be closely mown and shall not exceed 25mm in height.

Turf shall be stacked in piles of up to 1 metre. It shall not be laid in frosty or waterlogged conditions and shall not be stacked in rolls for more than 3 days.

**TURF**

Turfing operations shall be in accordance with BS 4428. Whole turves shall be laid around the perimeter of the area to be turfed. The central area shall be laid in rows with staggered joints, well butted together, working from planks positioned on turves already laid. The turf shall be watered on completion. Any unevenness shall be made good by lifting the turf and adjusting the levels. Should shrinkage occur, fine topsoil shall be brushed into the joints.

**SEEDING**

Grass seed shall be sown in April during calm weather and not when the ground is frost bound or waterlogged. Seed shall be sown in two equal sowings in transverse directions at 35g/m<sup>2</sup>. After sowing the contractor shall lightly rake the seed into intimate contact with the soil.

**INITIAL CUT**

When newly seeded and turfed areas reach 50mm they should be lightly rolled and cut to a height of 30mm. All arisings shall be removed. Any bare patches shall be made good at this time. Seeded areas shall be cut for a second time when the sward reaches 50mm high.

**NOTES**

- All landscape proposals must be referred to by the Structural Engineer during foundation design
- Soiling operations to be carried out in accordance with the implementation and maintenance guidelines
- All planting to be in accordance with the implementation and maintenance guidelines
- No species, variety, size or position to be amended without the Landscape Designers approval.
- Before trees are planted, the Landscape Contractor shall ascertain the location of drains from the site manager, and shall if necessary make minor adjustments to the tree position to ensure that they are planted at least 1.5m from drains. They should however be planted no closer to houses/garages than shown on the drawing, and if shown located in shrub beds, the shape of the latter should be adjusted if necessary to accommodate the revised tree position.
- If planting is required outside the October - March season, bare root shrubs will be replaced with 3L pot grown plants, and trees will be replaced with containerised equivalent to be approved by the project Landscape Designer.