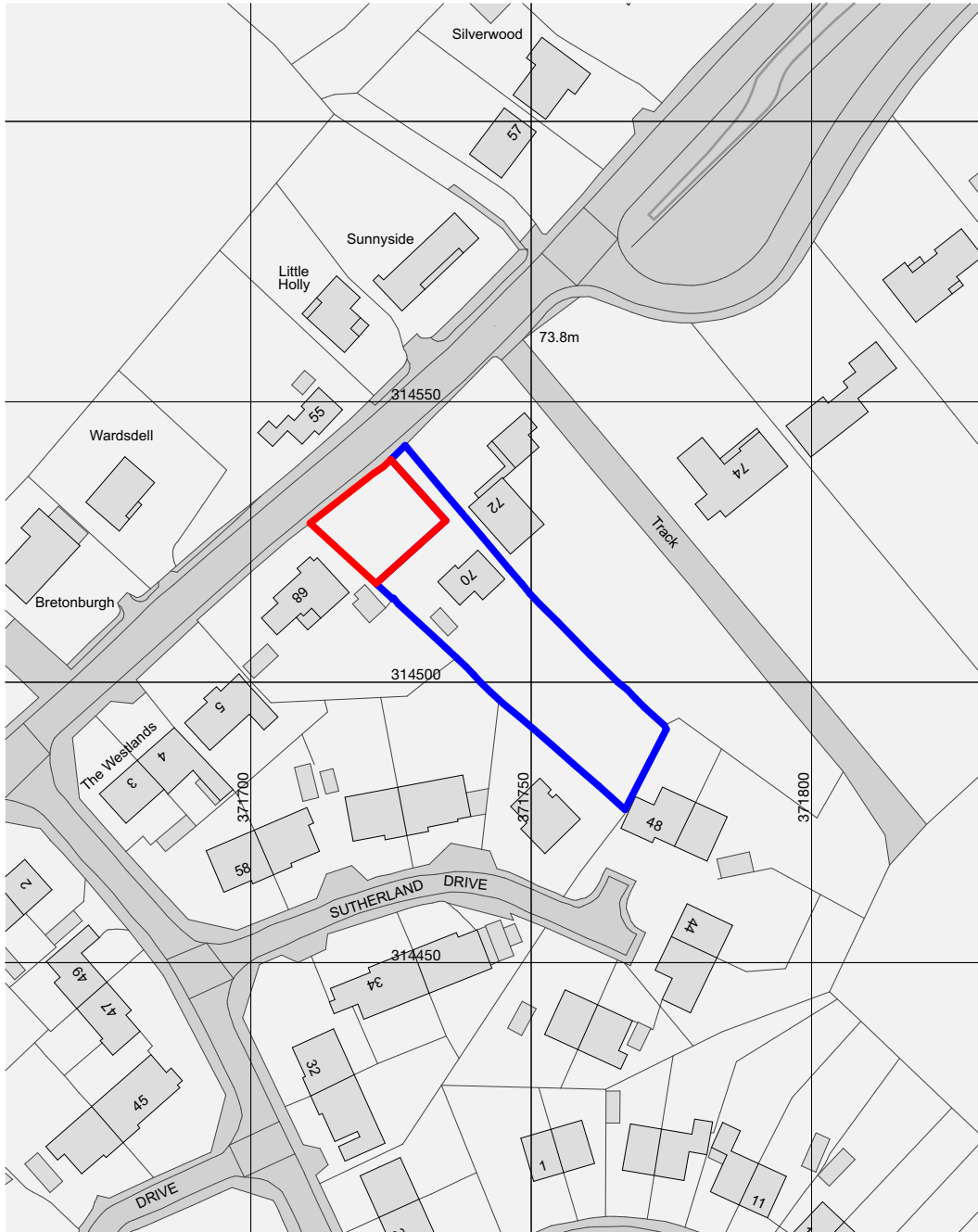
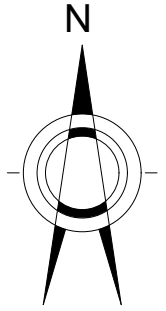
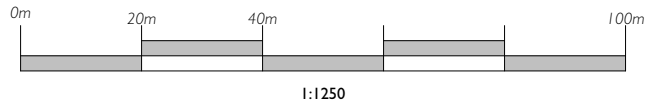


NOTE

1. Do not scale this drawing
2. All dimensions to be checked on site and any discrepancies to be reported to Gareth Hickman Architectural Limited immediately
3. Any indication of services is approximate only and full investigation should be carried out on site prior to commencing the works
4. It is the responsibility of the contractor to comply with building regulations whether or not wholly depicted on this drawing
5. To be read in conjunction with any specialist Structural, Geotechnical or Mechanical design by others.



Ordnance Survey, (c) Crown Copyright 2018. All rights reserved. Licence number 100022432



GARETH HICKMAN
ARCHITECTURAL LTD

The Poplars, Lightmoor, Telford, Shropshire, TF4 3QN
t) 01952 590039
info@garethhickman.co.uk
www.garethhickman.co.uk

This drawing and the works depicted are the copyright of Gareth Hickman Architectural Limited and may not be reproduced or amended except by written permission. No liability is accepted for amendments made by other persons.

Client	S. Swindley		
Project	Wellington Road, Muxton		
Drawing	Site Location Plan		
Scale	I:1250@A4	Date	12/06/2018
Checked			By A. Hudson
Proj. Ref	GH-18-020	Dwg No.	E.01 Rev. 01